



# Club Health Assessment for District 201N1 through December 2025

|                               |                                                |              | Status                              | Membership              |                   |                     |                     |                         |                                       | Reports                        |                                |                                 |                   | Finance                              | LCIF            |               |
|-------------------------------|------------------------------------------------|--------------|-------------------------------------|-------------------------|-------------------|---------------------|---------------------|-------------------------|---------------------------------------|--------------------------------|--------------------------------|---------------------------------|-------------------|--------------------------------------|-----------------|---------------|
| Club Number                   | Club Name                                      | Charter Date | Times in Status Quo in Past 2 Years | Current Member Count ** | YTD Members Added | YTD Members Dropped | YTD Net Growth% *** | Member Count 1 Year Ago | Dropped Members Avg.Length of Service | Months Since Membership Update | Current Officers Reported **** | Current President Repeated Term | VP Reported ***** | Last Date Reported Service (mm/yyyy) | Account Balance | YTD Donations |
| Clubs more than two years old |                                                |              |                                     |                         |                   |                     |                     |                         |                                       |                                |                                |                                 |                   |                                      |                 |               |
| 22385                         | ARMIDALE                                       | 09/29/1955   | Active                              | 13                      | 0                 | 2                   | -13.33%             | 15                      | 19                                    | 0                              | Y                              | 3                               |                   | 09/2024                              |                 |               |
| 34679                         | ARMIDALE DUMARESQ                              | 11/29/1977   | Active                              | 38                      | 1                 | 1                   | 0.00%               | 40                      | 1                                     | 3                              | Y                              |                                 | N                 | 12/2025                              |                 | \$326.77      |
|                               | Exc Award (06/30/2021)                         |              |                                     |                         |                   |                     |                     |                         |                                       |                                |                                |                                 |                   |                                      |                 |               |
| 54981                         | ARMIDALE DUVAL                                 | 10/21/1993   | Active                              | 12                      | 0                 | 0                   | 0.00%               | 12                      |                                       | 9                              | Y                              |                                 | N                 | 05/2025                              |                 |               |
| 22386                         | ASHFORD                                        | 02/18/1970   | Active                              | 6                       | 0                 | 0                   | 0.00%               | 5                       |                                       | 8                              | Y                              |                                 |                   | 11/2023                              |                 |               |
| 104943                        | AUSTRALIAN LIONSONOZ                           | 03/11/2009   | Active                              | 25                      | 0                 | 3                   | -10.71%             | 34                      | 30                                    | 1                              | Y                              |                                 | N                 | 11/2025                              |                 | \$32.87       |
|                               | Exc Award (06/30/2021, 06/30/2022, 06/30/2023) |              |                                     |                         |                   |                     |                     |                         |                                       |                                |                                |                                 |                   |                                      |                 |               |
| 133404                        | Australian Online & Travellers                 | 01/03/2018   | Active                              | 23                      | 1                 | 0                   | 4.55%               | 21                      |                                       | 5                              | Y                              |                                 | N                 | 12/2025                              |                 |               |
| 31369                         | BARRABA                                        | 11/20/1975   | Active                              | 14                      | 1                 | 1                   | 0.00%               | 14                      | 5                                     | 3                              | Y                              | 3                               |                   | 06/2025                              |                 |               |
| 22387                         | BELLINGEN                                      | 08/25/1954   | Active                              | 9                       | 0                 | 5                   | -35.71%             | 16                      | 21                                    | 0                              | Y                              |                                 | N                 | 11/2025                              |                 |               |
|                               | Exc Award (06/30/2023)                         |              |                                     |                         |                   |                     |                     |                         |                                       |                                |                                |                                 |                   |                                      |                 |               |
| 35813                         | BINGARA                                        | 06/23/1978   | Active                              | 16                      | 0                 | 0                   | 0.00%               | 16                      |                                       | 8                              | Y                              | 2                               | N                 | 06/2025                              |                 |               |
| 22390                         | BOGGABRI                                       | 04/25/1972   | Active                              | 14                      | 3                 | 16                  | -48.15%             | 26                      | 8                                     | 3                              | Y                              |                                 |                   | 08/2025                              |                 |               |
| 54575                         | BONVILLE SAWTELL                               | 06/09/1993   | Active                              | 20                      | 0                 | 0                   | 0.00%               | 20                      |                                       | 4                              | Y                              | 3                               |                   | 03/2025                              |                 | \$653.55      |
| 45170                         | BUNDARRA                                       | 06/14/1985   | Active                              | 18                      | 0                 | 1                   | -5.26%              | 19                      | 7                                     | 2                              | Y                              | 3                               |                   | 11/2025                              |                 |               |
| 141815                        | Clarence - Environment                         | 06/29/2020   | Active                              | 20                      | 2                 | 3                   | -4.76%              | 23                      | 2                                     | 0                              | Y                              | 2                               |                   | 12/2025                              |                 |               |
| 22395                         | COFFS HARBOUR                                  | 04/27/1953   | Active                              | 18                      | 2                 | 1                   | 5.88%               | 18                      | 1                                     | 2                              | Y                              |                                 | IP                | 12/2025                              |                 | \$653.55      |
|                               | Exc Award (06/30/2023)                         |              |                                     |                         |                   |                     |                     |                         |                                       |                                |                                |                                 |                   |                                      |                 |               |
| 30933                         | COFFS HARBOUR PACIFIC CITY                     | 06/13/1975   | Active                              | 5                       | 0                 | 5                   | -50.00%             | 11                      | 29                                    | 0                              | Y                              | 5                               |                   | 02/2025                              |                 |               |
| 41554                         | COLLARENEBRI                                   | 06/22/1982   | Active                              | 7                       | 0                 | 2                   | -22.22%             | 10                      | 11                                    | 1                              | Y                              | 2                               |                   | 10/2025                              |                 |               |
| 22397                         | DORRIGO PLATEAU                                | 05/02/1968   | Active                              | 14                      | 4                 | 1                   | 27.27%              | 11                      | 0                                     | 1                              | Y                              | 3                               |                   | 11/2025                              |                 |               |
| 22398                         | FORSTER TUNCURRY                               | 04/05/1961   | Active                              | 34                      | 3                 | 2                   | 3.03%               | 31                      | 1                                     | 0                              | Y                              |                                 | N                 | 12/2025                              |                 |               |
|                               | Exc Award (06/30/2018, 06/30/2022)             |              |                                     |                         |                   |                     |                     |                         |                                       |                                |                                |                                 |                   |                                      |                 |               |
| 22399                         | GLEN INNES                                     | 10/23/1953   | Active                              | 21                      | 0                 | 5                   | -19.23%             | 30                      | 10                                    | 1                              | Y                              | 2                               | N                 | 12/2025                              |                 | \$326.77      |
|                               | Exc Award (06/30/2023)                         |              |                                     |                         |                   |                     |                     |                         |                                       |                                |                                |                                 |                   |                                      |                 |               |
| 143629                        | Glen Innes Highlands Lioness                   | 11/19/2020   | Active(1)                           | 12                      | 1                 | 2                   | -7.69%              | 14                      | 3                                     | 4                              | Y                              | 2                               |                   | 09/2025                              |                 |               |
| 22402                         | GRAFTON                                        | 09/24/1953   | Active                              | 13                      | 1                 | 0                   | 8.33%               | 12                      |                                       | 0                              | Y                              | 7                               |                   | 11/2025                              |                 |               |
| 22403                         | GUNNEDAH                                       | 09/23/1958   | Active                              | 19                      | 1                 | 1                   | 0.00%               | 18                      | 29                                    | 5                              | Y                              |                                 | N                 | 10/2025                              |                 |               |



# Club Health Assessment for District 201N1 through December 2025

|             |                                                            |              | Status                              | Membership              |                   |                     |                     |                         |                                       | Reports                        |                                |                                 |                   | Finance                              | LCIF            |               |
|-------------|------------------------------------------------------------|--------------|-------------------------------------|-------------------------|-------------------|---------------------|---------------------|-------------------------|---------------------------------------|--------------------------------|--------------------------------|---------------------------------|-------------------|--------------------------------------|-----------------|---------------|
| Club Number | Club Name                                                  | Charter Date | Times in Status Quo in Past 2 Years | Current Member Count ** | YTD Members Added | YTD Members Dropped | YTD Net Growth% *** | Member Count 1 Year Ago | Dropped Members Avg.Length of Service | Months Since Membership Update | Current Officers Reported **** | Current President Repeated Term | VP Reported ***** | Last Date Reported Service (mm/yyyy) | Account Balance | YTD Donations |
| 22404       | GUYRA                                                      | 12/08/1970   | Active                              | 10                      | 0                 | 0                   | 0.00%               | 11                      |                                       | 7                              | Y                              |                                 |                   | 01/2025                              |                 |               |
| 50461       | HALLIDAYS POINT                                            | 04/19/1990   | Active                              | 46                      | 16                | 3                   | 39.39%              | 30                      | 2                                     | 0                              | Y                              |                                 |                   | 12/2023                              |                 | \$980.32      |
|             | Exc Award (06/30/2017)                                     |              |                                     |                         |                   |                     |                     |                         |                                       |                                |                                |                                 |                   |                                      |                 |               |
| 32630       | HARRINGTON                                                 | 07/06/1976   | Active                              | 29                      | 3                 | 2                   | 3.57%               | 27                      | 7                                     | 2                              | Y                              |                                 | R                 | 12/2025                              |                 | \$646.96      |
|             | Exc Award (06/30/2017, 06/30/2020, 06/30/2021, 06/30/2022) |              |                                     |                         |                   |                     |                     |                         |                                       |                                |                                |                                 |                   |                                      |                 |               |
| 22407       | INVERELL                                                   | 10/19/1953   | Active                              | 21                      | 5                 | 3                   | 10.53%              | 19                      | 0                                     | 1                              | N                              | 2                               |                   | 09/2025                              |                 |               |
| 36497       | INVERELL MACINTYRE                                         | 01/18/1979   | Active                              | 27                      | 1                 | 4                   | -10.00%             | 37                      | 2                                     | 0                              | Y                              | 2                               | N                 | 08/2025                              |                 |               |
|             | Exc Award (06/30/2018)                                     |              |                                     |                         |                   |                     |                     |                         |                                       |                                |                                |                                 |                   |                                      |                 |               |
| 22409       | KEMPSEY                                                    | 12/12/1957   | Active                              | 6                       | 0                 | 1                   | -14.29%             | 7                       | 52                                    | 5                              | Y                              | 3                               |                   | 11/2025                              |                 |               |
| 59460       | KOOTINGAL                                                  | 05/05/1997   | Active                              | 29                      | 2                 | 0                   | 7.41%               | 25                      |                                       | 0                              | Y                              |                                 | N                 | 11/2025                              |                 | \$393.38      |
|             | Exc Award (06/30/2024)                                     |              |                                     |                         |                   |                     |                     |                         |                                       |                                |                                |                                 |                   |                                      |                 |               |
| 108094      | LAKE CATHIE BONNY HILLS                                    | 04/13/2010   | Active                              | 8                       | 0                 | 0                   | 0.00%               | 8                       |                                       | 20                             | N                              | None                            |                   | 06/2021                              |                 |               |
| 35226       | MACKSVILLE                                                 | 03/29/1978   | Active                              | 13                      | 0                 | 0                   | 0.00%               | 13                      |                                       | 0                              | Y                              |                                 | N                 | 12/2025                              |                 |               |
|             | Exc Award (06/30/2025)                                     |              |                                     |                         |                   |                     |                     |                         |                                       |                                |                                |                                 |                   |                                      |                 |               |
| 45006       | MACLEAN                                                    | 05/02/1985   | Active                              | 16                      | 0                 | 3                   | -15.79%             | 18                      | 12                                    | 1                              | Y                              | 2                               | N                 | 10/2025                              |                 |               |
| 31053       | MANILLA                                                    | 06/30/1975   | Active                              | 20                      | 14                | 2                   | 150.00%             | 10                      | 1                                     | 0                              | N                              | None                            |                   | 10/2025                              |                 | \$326.77      |
| 36243       | MANNING RIVER L C                                          | 11/22/1978   | Active                              | 28                      | 0                 | 3                   | -9.68%              | 35                      | 14                                    | 0                              | Y                              | 2                               | N                 | 12/2025                              |                 |               |
|             | Exc Award (06/30/2018, 06/30/2023)                         |              |                                     |                         |                   |                     |                     |                         |                                       |                                |                                |                                 |                   |                                      |                 |               |
| 22414       | MOREE                                                      | 11/11/1954   | Active                              | 18                      | 3                 | 3                   | 0.00%               | 21                      | 2                                     | 0                              | Y                              |                                 |                   | 11/2025                              |                 | \$980.32      |
| 22415       | MURRURUNDI                                                 | 07/10/1962   | Active                              | 14                      | 1                 | 0                   | 7.69%               | 13                      |                                       | 6                              | Y                              |                                 | N                 | 08/2025                              |                 | \$326.77      |
| 22417       | NAMBUCCA HEADS                                             | 12/07/1967   | Active                              | 33                      | 1                 | 5                   | -10.81%             | 32                      | 11                                    | 0                              | Y                              | 5                               | N                 | 08/2025                              |                 |               |
| 22418       | NARRABRI                                                   | 12/12/1963   | Active                              | 21                      | 1                 | 2                   | -4.55%              | 22                      | 23                                    | 1                              | Y                              |                                 | R                 | 04/2025                              |                 |               |
| 37525       | NUNDLE DISTRICT L C                                        | 09/05/1979   | Active                              | 9                       | 2                 | 2                   | 0.00%               | 11                      | 26                                    | 0                              | Y                              | 5                               |                   | 12/2025                              |                 |               |
|             | Exc Award (06/30/2018)                                     |              |                                     |                         |                   |                     |                     |                         |                                       |                                |                                |                                 |                   |                                      |                 |               |
| 32385       | OLD BAR                                                    | 06/15/1976   | Active                              | 10                      | 4                 | 5                   | -9.09%              | 10                      | 3                                     | 1                              | Y                              | 2                               |                   | 06/2025                              |                 |               |
| 117294      | ORARA VALLEY                                               | 06/21/2012   | Active                              | 28                      | 9                 | 0                   | 47.37%              | 19                      |                                       | 1                              | Y                              | 3                               | N                 | 12/2025                              |                 |               |
| 22422       | PORT MACQUARIE                                             | 06/17/1959   | Active                              | 30                      | 3                 | 1                   | 7.14%               | 28                      | 38                                    | 1                              | Y                              | 2                               | N                 | 11/2025                              | 90+ Days        |               |
| 59960       | PORT MACQUARIE TACKING POINT                               | 09/15/1997   | Active                              | 37                      | 6                 | 2                   | 12.12%              | 35                      | 7                                     | 0                              | Y                              |                                 | N                 | 11/2025                              |                 |               |
| 36402       | PREMER & DISTRICT L C                                      | 12/29/1978   | Active                              | 12                      | 0                 | 0                   | 0.00%               | 12                      |                                       | 9                              | Y                              | 4                               |                   | 06/2024                              |                 |               |



## Club Health Assessment for District 201N1 through December 2025

|             |                                    |              | Status                              | Membership              |                   |                     |                     |                         |                                       | Reports                        |                                |                                 |                   | Finance                              |                 | LCIF          |
|-------------|------------------------------------|--------------|-------------------------------------|-------------------------|-------------------|---------------------|---------------------|-------------------------|---------------------------------------|--------------------------------|--------------------------------|---------------------------------|-------------------|--------------------------------------|-----------------|---------------|
| Club Number | Club Name                          | Charter Date | Times in Status Quo in Past 2 Years | Current Member Count ** | YTD Members Added | YTD Members Dropped | YTD Net Growth% *** | Member Count 1 Year Ago | Dropped Members Avg.Length of Service | Months Since Membership Update | Current Officers Reported **** | Current President Repeated Term | VP Reported ***** | Last Date Reported Service (mm/yyyy) | Account Balance | YTD Donations |
| 22424       | QUIRINDI                           | 11/16/1967   | Active                              | 16                      | 2                 | 2                   | 0.00%               | 20                      | 3                                     | 0                              | Y                              |                                 |                   | 10/2025                              |                 | \$261.42      |
|             | Exc Award (06/30/2017)             |              |                                     |                         |                   |                     |                     |                         |                                       |                                |                                |                                 |                   |                                      |                 |               |
| 41555       | SOUTH TAMWORTH                     | 06/02/1982   | Cancelled(6*)                       | 0                       | 0                 | 0                   | 0.00%               | 17                      |                                       | 6                              | N                              | None                            |                   | 06/2025                              |                 |               |
| 22432       | TAMWORTH                           | 08/18/1956   | Active                              | 37                      | 2                 | 2                   | 0.00%               | 38                      | 51                                    | 3                              | Y                              |                                 | N                 | 10/2025                              |                 |               |
| 143762      | Tamworth City                      | 12/04/2020   | Active                              | 28                      | 2                 | 4                   | -6.67%              | 32                      | 5                                     | 0                              | Y                              |                                 |                   | 05/2024                              |                 |               |
|             | Exc Award (06/30/2023)             |              |                                     |                         |                   |                     |                     |                         |                                       |                                |                                |                                 |                   |                                      |                 |               |
| 29593       | TAMWORTH PEEL VALLEY               | 06/27/1974   | Active                              | 24                      | 7                 | 1                   | 33.33%              | 23                      | 51                                    | 1                              | Y                              |                                 | R                 | 12/2025                              |                 | \$651.13      |
|             | Exc Award (06/30/2017, 06/30/2018) |              |                                     |                         |                   |                     |                     |                         |                                       |                                |                                |                                 |                   |                                      |                 |               |
| 22433       | TAREE                              | 09/22/1954   | Active                              | 54                      | 9                 | 4                   | 10.20%              | 59                      | 6                                     | 0                              | Y                              |                                 | N                 | 09/2025                              |                 |               |
| 119440      | URALLA                             | 05/31/2013   | Active(1)                           | 5                       | 0                 | 0                   | 0.00%               | 6                       |                                       | 8                              | Y                              | 3                               |                   | 02/2025                              |                 |               |
| 121845      | Urunga                             | 04/28/2014   | Active                              | 14                      | 0                 | 2                   | -12.50%             | 16                      | 7                                     | 2                              | Y                              | 2                               | N                 | 12/2025                              |                 |               |
|             | Exc Award (06/30/2017, 06/30/2020) |              |                                     |                         |                   |                     |                     |                         |                                       |                                |                                |                                 |                   |                                      |                 |               |
| 37374       | VALLA                              | 06/20/1979   | Active                              | 11                      | 2                 | 0                   | 22.22%              | 9                       |                                       | 0                              | Y                              | 4                               |                   | 08/2025                              |                 | \$464.00      |
|             | Exc Award (06/30/2017)             |              |                                     |                         |                   |                     |                     |                         |                                       |                                |                                |                                 |                   |                                      |                 |               |
| 22442       | WALCHA                             | 10/14/1957   | Active                              | 13                      | 0                 | 0                   | 0.00%               | 15                      |                                       | 7                              | Y                              | 2                               |                   | 10/2025                              |                 |               |
| 125689      | Warialda                           | 08/25/2015   | Active                              | 9                       | 0                 | 1                   | -10.00%             | 7                       | 5                                     | 2                              | Y                              | 3                               | N                 | 10/2025                              |                 |               |
| 22445       | WAUCHOPE                           | 02/19/1968   | Active                              | 17                      | 2                 | 1                   | 6.25%               | 16                      | 13                                    | 1                              | Y                              |                                 |                   | 09/2025                              |                 | \$99.74       |
| 35227       | WEE WAA                            | 03/06/1978   | Active                              | 22                      | 3                 | 1                   | 10.00%              | 19                      | 4                                     | 3                              | Y                              |                                 |                   | 05/2025                              |                 |               |
| 34468       | WERRIS CREEK                       | 09/07/1977   | Active                              | 27                      | 3                 | 3                   | 0.00%               | 25                      | 10                                    | 0                              | Y                              |                                 | N                 | 12/2025                              |                 |               |
| 45007       | WILLOW TREE                        | 05/02/1985   | Active                              | 8                       | 0                 | 0                   | 0.00%               | 8                       |                                       | 8                              | Y                              | 10                              |                   | 07/2022                              |                 |               |
| 32830       | WOOLGOOLGA                         | 10/11/1976   | Active                              | 19                      | 2                 | 1                   | 5.56%               | 19                      | 55                                    | 0                              | Y                              |                                 | N                 | 12/2025                              |                 |               |
|             | Exc Award (06/30/2020)             |              |                                     |                         |                   |                     |                     |                         |                                       |                                |                                |                                 |                   |                                      |                 |               |
| 29152       | YAMBA                              | 04/03/1974   | Active                              | 11                      | 1                 | 2                   | -8.33%              | 12                      | 6                                     | 3                              | Y                              | 4                               |                   | 12/2025                              |                 |               |

Clubs Cancelled Previous Fiscal Year – Clubs Cancelled within last 12 months may be reinstated

| Club Number | Club Name  | Charter Date | Current Status* | Cancellation Date |
|-------------|------------|--------------|-----------------|-------------------|
| 29591       | BOWRAVILLE | 06/27/1974   | Cancelled(6*)   | 08/29/2024        |



## Club Health Assessment for District 201N1 through December 2025

|                           |                     |                           |                   |                             |         | Status                              |                | Membership              |                            |                               |                                      |                                  | Reports                               |                                |                                            |                                 | Finance                    |                                      | LCIF                                           |
|---------------------------|---------------------|---------------------------|-------------------|-----------------------------|---------|-------------------------------------|----------------|-------------------------|----------------------------|-------------------------------|--------------------------------------|----------------------------------|---------------------------------------|--------------------------------|--------------------------------------------|---------------------------------|----------------------------|--------------------------------------|------------------------------------------------|
|                           |                     |                           |                   |                             |         | Times in Status Quo in Past 2 Years |                | Current Member Count ** | YTD Members Added          | YTD Members Dropped           | YTD Net Growth***                    | Member Count 1 Year Ago          | Dropped Members Avg.Length of Service | Months Since Membership Update | Current Officers Reported ****             | Current President Repeated Term | VP Reported *****          | Last Date Reported Service (mm/yyyy) | Account Balance                                |
| Club Number               | Club Name           |                           | Charter Date      |                             |         |                                     |                |                         |                            |                               |                                      |                                  |                                       |                                |                                            |                                 |                            |                                      |                                                |
| Current Total Clubs Count | YTD New Clubs Count | YTD Cancelled Clubs Count | YTD Net Club Gain | Current Total Members Count | YTD Add | YTD Drop                            | YTD Net Growth | YTD Net Growth %        | Member Count 12 Months Ago | Average Member Count Per Club | % of Clubs with less than 20 members | % No Officer Report in 12 Months | % of Clubs with balance 90+ days      | Number of Clubs in Status Quo  | % Status Quo Clubs in Financial Suspension | Number of Cancelled Clubs       | Average Cancelled Club Age | Members Lost Due to Cancellation     | % of Clubs Cancelled for Non-Financial Reasons |
| 60                        | 0                   | 1                         | -1                | 1,151                       | 126     | 116                                 | 10             | 0.88%                   | 1,200                      | 19                            | 58%                                  | 0%                               | 2%                                    | 0                              | 0%                                         | 1                               | 93                         | 0                                    | 100%                                           |

\* - P - Priority Club. Cancellation Reasons: 1-Objectives/conduct, 2-Non-active club, 5-Non-existing club, 6-Disbanding, 7-Merger, 8-Financial Suspension, 9-District/Multiple District Dues.

\*\* Red denotes below 15 active members.

\*\*\* Red denotes 20% + loss.

\*\*\*\* Y - all 3 (President, Secretary, Treasurer) club officers reported, N - not all 3 reported.

\*\*\*\*\* Abbreviation: N-New, IP-Immediate Past, R-Repeat.



## Club Health Assessment for District 201N2 through December 2025

|                               |                                                            |              | Status                              | Membership              |                   |                     |                     |                         |                                       | Reports                        |                                |                                 |                   | Finance                              | LCIF            |               |
|-------------------------------|------------------------------------------------------------|--------------|-------------------------------------|-------------------------|-------------------|---------------------|---------------------|-------------------------|---------------------------------------|--------------------------------|--------------------------------|---------------------------------|-------------------|--------------------------------------|-----------------|---------------|
| Club Number                   | Club Name                                                  | Charter Date | Times in Status Quo in Past 2 Years | Current Member Count ** | YTD Members Added | YTD Members Dropped | YTD Net Growth% *** | Member Count 1 Year Ago | Dropped Members Avg.Length of Service | Months Since Membership Update | Current Officers Reported **** | Current President Repeated Term | VP Reported ***** | Last Date Reported Service (mm/yyyy) | Account Balance | YTD Donations |
| Clubs less than two years old |                                                            |              |                                     |                         |                   |                     |                     |                         |                                       |                                |                                |                                 |                   |                                      |                 |               |
| 180392                        | Shellharbour Community                                     | 01/14/2025   | Active                              | 23                      | 5                 | 5                   | 0.00%               | 0                       | 1                                     | 0                              | Y                              | 2                               |                   | 08/2025                              |                 |               |
| Clubs more than two years old |                                                            |              |                                     |                         |                   |                     |                     |                         |                                       |                                |                                |                                 |                   |                                      |                 |               |
| 22277                         | AUSTINMER/THIRROUL                                         | 05/28/1959   | Active                              | 29                      | 4                 | 3                   | 3.57%               | 27                      | 0                                     | 0                              | Y                              | 7                               | R                 | 12/2025                              |                 | \$653.55      |
| 22280                         | BATEMAN'S BAY                                              | 05/12/1971   | Active                              | 23                      | 1                 | 1                   | 0.00%               | 25                      | 22                                    | 2                              | Y                              | 2                               |                   | 11/2025                              |                 |               |
|                               | Exc Award (06/30/2021)                                     |              |                                     |                         |                   |                     |                     |                         |                                       |                                |                                |                                 |                   |                                      |                 |               |
| 22455                         | BEGA                                                       | 11/28/1960   | Active                              | 15                      | 0                 | 0                   | 0.00%               | 15                      |                                       | 10                             | Y                              | 3                               | N                 | 12/2025                              |                 |               |
| 22454                         | BEMBOKA                                                    | 01/27/1966   | Active                              | 5                       | 0                 | 5                   | -50.00%             | 12                      | 4                                     | 1                              | Y                              | 2                               |                   | 09/2025                              |                 |               |
| 44079                         | BERMAGUI & DISTRICT                                        | 06/28/1984   | Cancelled(6*)                       | 0                       | 0                 | 0                   | 0.00%               | 3                       |                                       | 6                              | N                              | None                            |                   | 02/2024                              |                 |               |
|                               | Exc Award (06/30/2016)                                     |              |                                     |                         |                   |                     |                     |                         |                                       |                                |                                |                                 |                   |                                      |                 |               |
| 29391                         | BERRIDALE                                                  | 05/29/1974   | Active                              | 17                      | 7                 | 5                   | 13.33%              | 17                      | 5                                     | 0                              | Y                              | 2                               |                   | 12/2025                              |                 |               |
| 22282                         | BOMADERRY NOWRA INC                                        | 05/12/1971   | Active                              | 35                      | 2                 | 1                   | 2.94%               | 33                      | 34                                    | 1                              | Y                              | 3                               | R                 | 05/2025                              |                 |               |
|                               | Exc Award (06/30/2024)                                     |              |                                     |                         |                   |                     |                     |                         |                                       |                                |                                |                                 |                   |                                      |                 |               |
| 22457                         | BOMBALA                                                    | 06/04/1970   | Active                              | 19                      | 0                 | 0                   | 0.00%               | 18                      |                                       | 6                              | Y                              | 2                               |                   | 06/2025                              |                 | \$326.77      |
|                               | Exc Award (06/30/2024)                                     |              |                                     |                         |                   |                     |                     |                         |                                       |                                |                                |                                 |                   |                                      |                 |               |
| 60856                         | BOWNING & DISTRICTS                                        | 06/04/1998   | Active                              | 8                       | 0                 | 0                   | 0.00%               | 8                       |                                       | 4                              | Y                              | 5                               |                   | 04/2024                              |                 |               |
| 22285                         | BOWRAL                                                     | 05/10/1961   | Active                              | 8                       | 1                 | 0                   | 14.29%              | 7                       |                                       | 1                              | N                              | None                            |                   | 02/2025                              |                 |               |
| 22458                         | BRAIDWOOD                                                  | 07/27/1965   | Active                              | 23                      | 0                 | 0                   | 0.00%               | 22                      |                                       | 6                              | Y                              |                                 |                   | 07/2025                              |                 | \$653.55      |
|                               | Exc Award (06/30/2024)                                     |              |                                     |                         |                   |                     |                     |                         |                                       |                                |                                |                                 |                   |                                      |                 |               |
| 51007                         | BUNDANOON                                                  | 10/18/1990   | Active                              | 15                      | 0                 | 0                   | 0.00%               | 14                      |                                       | 10                             | Y                              | 2                               |                   | 12/2025                              |                 |               |
| 146621                        | Bungendore & District                                      | 06/08/2021   | Active                              | 23                      | 6                 | 2                   | 21.05%              | 18                      | 5                                     | 0                              | Y                              |                                 | N                 | 06/2025                              |                 |               |
| 22288                         | CABRAMATTA CABRA-VALE                                      | 09/23/1969   | Active                              | 20                      | 13                | 0                   | 185.71%             | 14                      |                                       | 2                              | Y                              | 2                               |                   | 07/2024                              |                 |               |
| 22289                         | CAMDEN                                                     | 05/16/1961   | Active                              | 12                      | 4                 | 2                   | 20.00%              | 13                      | 0                                     | 1                              | Y                              | 12                              |                   | 11/2025                              |                 |               |
| 140592                        | Camden Lioness                                             | 01/02/2020   | Active                              | 23                      | 2                 | 0                   | 9.52%               | 20                      |                                       | 2                              | Y                              | 4                               |                   | 12/2025                              |                 | \$787.40      |
| 45425                         | CAMPBELLTOWN CITY                                          | 10/08/1985   | Active                              | 28                      | 11                | 0                   | 64.71%              | 18                      |                                       | 2                              | Y                              |                                 |                   | 12/2025                              |                 |               |
| 22461                         | CANBERRA BELCONNEN                                         | 11/30/1970   | Active                              | 43                      | 1                 | 1                   | 0.00%               | 40                      | 42                                    | 0                              | Y                              |                                 | N                 | 07/2025                              |                 | \$65.35       |
|                               | Exc Award (06/30/2017, 06/30/2023)                         |              |                                     |                         |                   |                     |                     |                         |                                       |                                |                                |                                 |                   |                                      |                 |               |
| 52733                         | CANBERRA BRINDABELLA                                       | 03/18/1992   | Active                              | 20                      | 0                 | 0                   | 0.00%               | 21                      |                                       | 7                              | Y                              |                                 | N                 | 08/2025                              |                 |               |
|                               | Exc Award (06/30/2017, 06/30/2018, 06/30/2022, 06/30/2024) |              |                                     |                         |                   |                     |                     |                         |                                       |                                |                                |                                 |                   |                                      |                 |               |



## Club Health Assessment for District 201N2 through December 2025

|             |                                                                             |              | Status                              | Membership              |                   |                     |                     |                         |                                       | Reports                        |                                |                                 |                   | Finance                              |                 | LCIF          |
|-------------|-----------------------------------------------------------------------------|--------------|-------------------------------------|-------------------------|-------------------|---------------------|---------------------|-------------------------|---------------------------------------|--------------------------------|--------------------------------|---------------------------------|-------------------|--------------------------------------|-----------------|---------------|
| Club Number | Club Name                                                                   | Charter Date | Times in Status Quo in Past 2 Years | Current Member Count ** | YTD Members Added | YTD Members Dropped | YTD Net Growth% *** | Member Count 1 Year Ago | Dropped Members Avg.Length of Service | Months Since Membership Update | Current Officers Reported **** | Current President Repeated Term | VP Reported ***** | Last Date Reported Service (mm/yyyy) | Account Balance | YTD Donations |
| 22460       | CANBERRA CITY A.C.T.<br>Exc Award (06/30/2018)                              | 06/12/1958   | Active                              | 21                      | 0                 | 0                   | 0.00%               | 21                      |                                       | 3                              | Y                              | 2                               |                   | 03/2025                              |                 | \$646.96      |
| 33808       | CANBERRA KAMBAH<br>Exc Award (06/30/2017, 06/30/2018, 06/30/2023)           | 04/29/1977   | Active                              | 33                      | 0                 | 0                   | 0.00%               | 32                      |                                       | 2                              | Y                              |                                 | R                 | 12/2025                              |                 | \$1,412.33    |
| 55924       | CANBERRA LAKE TUGGERANONG<br>Exc Award (06/30/2018, 06/30/2023, 06/30/2024) | 06/29/1994   | Active                              | 22                      | 5                 | 4                   | 4.76%               | 24                      | 1                                     | 0                              | Y                              |                                 | R                 | 07/2025                              |                 |               |
| 22462       | CANBERRA VALLEY<br>Exc Award (06/30/2024)                                   | 11/28/1962   | Active                              | 26                      | 0                 | 0                   | 0.00%               | 25                      |                                       | 5                              | Y                              |                                 | N                 | 12/2025                              |                 |               |
| 22471       | COOMA                                                                       | 09/24/1959   | Active                              | 41                      | 2                 | 2                   | 0.00%               | 42                      | 13                                    | 0                              | Y                              |                                 | N                 | 12/2025                              |                 |               |
| 22295       | CORRIMAL<br>Exc Award (06/30/2024)                                          | 04/10/1963   | Active                              | 15                      | 0                 | 1                   | -6.25%              | 16                      | 2                                     | 1                              | Y                              | 6                               |                   | 11/2025                              |                 |               |
| 32968       | CROOKWELL<br>Exc Award (06/30/2016, 06/30/2021)                             | 11/18/1976   | Active                              | 12                      | 2                 | 0                   | 20.00%              | 8                       |                                       | 3                              | Y                              | 3                               |                   | 10/2025                              |                 |               |
| 22294       | DAPTO                                                                       | 11/21/1962   | Active                              | 12                      | 1                 | 1                   | 0.00%               | 10                      | 2                                     | 3                              | Y                              |                                 |                   | 12/2025                              | 90+ Days        |               |
| 22298       | FIGTREE<br>Exc Award (06/30/2020, 06/30/2021, 06/30/2022, 06/30/2024)       | 04/21/1965   | Active                              | 38                      | 0                 | 3                   | -7.32%              | 41                      | 12                                    | 2                              | Y                              |                                 | N                 | 12/2025                              |                 | \$1,643.42    |
| 55435       | GERRINGONG<br>Exc Award (06/30/2016, 06/30/2018)                            | 03/21/1994   | Active                              | 40                      | 1                 | 0                   | 2.56%               | 40                      |                                       | 4                              | Y                              |                                 | N                 | 12/2025                              |                 |               |
| 30936       | GOULBURN CITY<br>Exc Award (06/30/2019, 06/30/2020, 06/30/2024)             | 06/13/1975   | Active                              | 25                      | 2                 | 0                   | 8.70%               | 23                      |                                       | 0                              | Y                              |                                 | N                 | 10/2025                              |                 | \$79.06       |
| 67571       | GUNGAHLIN<br>Exc Award (06/30/2017, 06/30/2018)                             | 03/25/2003   | Active                              | 22                      | 2                 | 0                   | 10.00%              | 22                      |                                       | 1                              | Y                              |                                 | N                 | 12/2025                              |                 | \$326.77      |
| 22481       | Gunning and District<br>Exc Award (06/30/2018, 06/30/2021)                  | 03/25/1963   | P- Active                           | 10                      | 1                 | 1                   | 0.00%               | 5                       | 0                                     | 1                              | N                              |                                 |                   | 06/2025                              |                 |               |
| 37375       | HELENSBURGH L C                                                             | 06/28/1979   | Active                              | 14                      | 0                 | 0                   | 0.00%               | 14                      |                                       | 9                              | Y                              | 8                               | R                 | 12/2025                              |                 |               |
| 64566       | HOLROYD CITY<br>Exc Award (06/30/2023)                                      | 06/19/2001   | Active                              | 14                      | 0                 | 0                   | 0.00%               | 15                      |                                       | 7                              | Y                              | 3                               | R                 | 12/2025                              |                 | \$2,601.03    |
| 22302       | INGLEBURN<br>Exc Award (06/30/2021, 06/30/2024)                             | 10/23/1962   | Active                              | 25                      | 1                 | 1                   | 0.00%               | 26                      | 18                                    | 0                              | Y                              | 2                               |                   | 09/2025                              |                 | \$65.74       |
| 35819       | JERVIS BAY                                                                  | 06/07/1978   | Active                              | 15                      | 0                 | 1                   | -6.25%              | 21                      | 11                                    | 1                              | Y                              |                                 |                   | 06/2025                              |                 |               |



# Club Health Assessment for District 201N2 through December 2025

|                                                                        |                         |              | Status                              | Membership              |                   |                     |                     |                         |                                       | Reports                        |                                |                                 |                   | Finance                              |                 | LCIF          |
|------------------------------------------------------------------------|-------------------------|--------------|-------------------------------------|-------------------------|-------------------|---------------------|---------------------|-------------------------|---------------------------------------|--------------------------------|--------------------------------|---------------------------------|-------------------|--------------------------------------|-----------------|---------------|
| Club Number                                                            | Club Name               | Charter Date | Times in Status Quo in Past 2 Years | Current Member Count ** | YTD Members Added | YTD Members Dropped | YTD Net Growth% *** | Member Count 1 Year Ago | Dropped Members Avg.Length of Service | Months Since Membership Update | Current Officers Reported **** | Current President Repeated Term | VP Reported ***** | Last Date Reported Service (mm/yyyy) | Account Balance | YTD Donations |
| 22485                                                                  | JINDABYNE               | 12/05/1966   | Active                              | 22                      | 0                 | 3                   | -12.00%             | 25                      | 2                                     | 0                              | Y                              | 3                               | R                 | 11/2025                              |                 |               |
| Exc Award (06/30/2024)                                                 |                         |              |                                     |                         |                   |                     |                     |                         |                                       |                                |                                |                                 |                   |                                      |                 |               |
| 49974                                                                  | KANGAROO VALLEY         | 11/20/1989   | Active                              | 18                      | 0                 | 1                   | -5.26%              | 18                      | 20                                    | 2                              | Y                              | 4                               | N                 | 12/2025                              |                 |               |
| 22303                                                                  | KIAMA                   | 03/12/1970   | Active                              | 50                      | 0                 | 2                   | -3.85%              | 52                      | 24                                    | 0                              | Y                              |                                 |                   | 12/2025                              |                 | \$1,940.89    |
| 39908                                                                  | MACARTHUR               | 05/04/1981   | Active                              | 17                      | 1                 | 2                   | -5.56%              | 18                      | 23                                    | 1                              | Y                              |                                 |                   | 12/2025                              |                 |               |
| 39731                                                                  | MARULAN                 | 04/08/1981   | Active                              | 10                      | 0                 | 0                   | 0.00%               | 10                      |                                       | 21                             | Y                              | 6                               |                   | 03/2024                              |                 |               |
| Exc Award (06/30/2021)                                                 |                         |              |                                     |                         |                   |                     |                     |                         |                                       |                                |                                |                                 |                   |                                      |                 |               |
| 62422                                                                  | MINNAMURRA              | 10/14/1999   | Active                              | 39                      | 2                 | 2                   | 0.00%               | 36                      | 28                                    | 2                              | Y                              |                                 | N                 | 10/2025                              | 90+ Days        | \$326.77      |
| 22314                                                                  | MORUYA                  | 08/30/1973   | Active                              | 13                      | 2                 | 0                   | 18.18%              | 13                      |                                       | 5                              | Y                              | 6                               |                   | 12/2025                              | 90+ Days        |               |
| 22315                                                                  | MOSS VALE               | 11/11/1963   | Active                              | 17                      | 1                 | 2                   | -5.56%              | 16                      | 12                                    | 0                              | Y                              | 2                               |                   | 12/2025                              |                 |               |
| Exc Award (06/30/2016)                                                 |                         |              |                                     |                         |                   |                     |                     |                         |                                       |                                |                                |                                 |                   |                                      |                 |               |
| 48906                                                                  | MURRUMBATEMAN           | 09/23/1988   | Active                              | 18                      | 0                 | 1                   | -5.26%              | 18                      | 1                                     | 3                              | Y                              |                                 | R                 | 12/2025                              |                 |               |
| Exc Award (06/30/2021, 06/30/2023)                                     |                         |              |                                     |                         |                   |                     |                     |                         |                                       |                                |                                |                                 |                   |                                      |                 |               |
| 62790                                                                  | NARELLAN                | 02/17/2000   | Active                              | 11                      | 2                 | 0                   | 22.22%              | 8                       |                                       | 4                              | Y                              | 2                               |                   | 12/2025                              |                 | \$653.55      |
| Exc Award (06/30/2024)                                                 |                         |              |                                     |                         |                   |                     |                     |                         |                                       |                                |                                |                                 |                   |                                      |                 |               |
| 22492                                                                  | NIMMITABEL              | 05/04/1970   | Active                              | 10                      | 0                 | 0                   | 0.00%               | 10                      |                                       | 42                             | Y                              |                                 |                   | 11/2021                              |                 |               |
| 29660                                                                  | OAK FLATS               | 07/15/1974   | Active                              | 22                      | 0                 | 0                   | 0.00%               | 20                      |                                       | 6                              | Y                              |                                 | N                 | 12/2025                              |                 | \$653.55      |
| Exc Award (06/30/2021)                                                 |                         |              |                                     |                         |                   |                     |                     |                         |                                       |                                |                                |                                 |                   |                                      |                 |               |
| 22496                                                                  | PAMBULA-MERIMBULA       | 08/17/1965   | Active                              | 42                      | 1                 | 0                   | 2.44%               | 43                      |                                       | 5                              | Y                              |                                 |                   | 06/2025                              |                 | \$589.04      |
| Exc Award (06/30/2016, 06/30/2018, 06/30/2021, 06/30/2022, 06/30/2023) |                         |              |                                     |                         |                   |                     |                     |                         |                                       |                                |                                |                                 |                   |                                      |                 |               |
| 22498                                                                  | QUEANBEYAN              | 05/29/1957   | Active                              | 30                      | 0                 | 2                   | -6.25%              | 30                      | 2                                     | 0                              | Y                              |                                 |                   | 07/2025                              |                 | \$653.55      |
| 126608                                                                 | Shoalhaven Heads        | 01/28/2016   | Active                              | 11                      | 0                 | 2                   | -15.38%             | 15                      | 10                                    | 0                              | Y                              | 3                               |                   | 03/2025                              |                 | \$323.48      |
| 128064                                                                 | South West Sydney       | 06/23/2016   | Active                              | 6                       | 0                 | 6                   | -50.00%             | 12                      | 9                                     | 0                              | Y                              | 3                               | N                 | 08/2021                              |                 |               |
| 30895                                                                  | SUSSEX INLET & DISTRICT | 06/10/1975   | Active                              | 19                      | 1                 | 0                   | 5.56%               | 17                      |                                       | 0                              | Y                              | 8                               | R                 | 12/2025                              |                 |               |
| 64757                                                                  | SYDNEY BASEBALL         | 10/29/2001   | Active                              | 8                       | 0                 | 0                   | 0.00%               | 8                       |                                       | 13                             | Y                              | 12                              |                   | 07/2021                              |                 |               |
| 22330                                                                  | TAHMOOR                 | 08/31/1972   | Active                              | 15                      | 1                 | 0                   | 7.14%               | 14                      |                                       | 2                              | Y                              | 2                               | N                 | 12/2025                              |                 | \$196.85      |
| Exc Award (06/30/2024)                                                 |                         |              |                                     |                         |                   |                     |                     |                         |                                       |                                |                                |                                 |                   |                                      |                 |               |
| 22499                                                                  | TATHRA                  | 01/03/1974   | Active                              | 39                      | 1                 | 4                   | -7.14%              | 42                      | 12                                    | 0                              | Y                              | 3                               |                   | 10/2025                              |                 |               |
| 22331                                                                  | ULLADULLA MILTON        | 03/26/1963   | Active                              | 55                      | 6                 | 7                   | -1.79%              | 62                      | 8                                     | 1                              | Y                              | 2                               | R                 | 08/2025                              |                 |               |
| Exc Award (06/30/2016, 06/30/2018)                                     |                         |              |                                     |                         |                   |                     |                     |                         |                                       |                                |                                |                                 |                   |                                      |                 |               |



## Club Health Assessment for District 201N2 through December 2025

INTERNATIONAL

| Club Number | Club Name                          | Charter Date | Status                              | Membership              |                   |                     |                     |                         |                                       | Reports                        |                                |                                 |                   | Finance                              | LCIF            |               |
|-------------|------------------------------------|--------------|-------------------------------------|-------------------------|-------------------|---------------------|---------------------|-------------------------|---------------------------------------|--------------------------------|--------------------------------|---------------------------------|-------------------|--------------------------------------|-----------------|---------------|
|             |                                    |              | Times in Status Quo in Past 2 Years | Current Member Count ** | YTD Members Added | YTD Members Dropped | YTD Net Growth% *** | Member Count 1 Year Ago | Dropped Members Avg.Length of Service | Months Since Membership Update | Current Officers Reported **** | Current President Repeated Term | VP Reported ***** | Last Date Reported Service (mm/yyyy) | Account Balance | YTD Donations |
| 121579      | Wattle Grove                       | 04/18/2014   | Active                              | 17                      | 0                 | 0                   | 0.00%               | 17                      |                                       | 9                              | Y                              | 2                               |                   | 04/2024                              |                 |               |
|             | Exc Award (06/30/2018)             |              |                                     |                         |                   |                     |                     |                         |                                       |                                |                                |                                 |                   |                                      |                 |               |
| 22335       | WOLLONGONG                         | 03/13/1957   | Active                              | 21                      | 0                 | 2                   | -8.70%              | 20                      | 11                                    | 2                              | Y                              |                                 |                   | 12/2025                              |                 |               |
|             | Exc Award (06/30/2018, 06/30/2025) |              |                                     |                         |                   |                     |                     |                         |                                       |                                |                                |                                 |                   |                                      |                 |               |
| 22337       | WOONONA                            | 02/16/1970   | Active                              | 10                      | 0                 | 0                   | 0.00%               | 12                      |                                       | 7                              | Y                              |                                 |                   | 11/2025                              |                 |               |
| 22508       | YASS                               | 09/03/1959   | Active                              | 18                      | 1                 | 2                   | -5.26%              | 19                      | 47                                    | 4                              | Y                              |                                 |                   | 12/2025                              |                 |               |

Clubs Cancelled Previous Fiscal Year – Clubs Cancelled within last 12 months may be reinstated

| Club Number | Club Name          | Charter Date | Current Status* | Cancellation Date |
|-------------|--------------------|--------------|-----------------|-------------------|
| 22310       | LIVERPOOL          | 11/27/1957   | Cancelled(8*)   | 12/30/2024        |
| 32829       | NAROOMA & DISTRICT | 10/05/1976   | Cancelled(6*)   | 08/29/2024        |
| 124155      | Shellharbour       | 02/10/2015   | Cancelled(6*)   | 08/29/2024        |
| 52993       | WAKELEY FAIRFIELD  | 04/29/1992   | Cancelled(6*)   | 08/29/2024        |

| Current Total Clubs Count | YTD New Clubs Count | YTD Cancelled Clubs Count | YTD Net Club Gain | Current Total Members Count | YTD Add | YTD Drop | YTD Net Growth | YTD Net Growth % | Member Count 12 Months Ago | Average Member Count Per Club | % of Clubs with less than 20 members | % No Officer Report in 12 Months | % of Clubs with balance 90+ days | Number of Clubs in Status Quo | % Status Quo Clubs in Financial Suspension | Number of Cancelled Clubs | Average Cancelled Club Age | Members Lost Due to Cancellation | % of Clubs Cancelled for Non-Financial Reasons |
|---------------------------|---------------------|---------------------------|-------------------|-----------------------------|---------|----------|----------------|------------------|----------------------------|-------------------------------|--------------------------------------|----------------------------------|----------------------------------|-------------------------------|--------------------------------------------|---------------------------|----------------------------|----------------------------------|------------------------------------------------|
| 61                        | 0                   | 1                         | -1                | 1,312                       | 93      | 77       | 16             | 1.23%            | 1,285                      | 22                            | 51%                                  | 2%                               | 5%                               | 0                             | 0%                                         | 1                         | 198                        | 0                                | 0%                                             |

\* - P - Priority Club. Cancellation Reasons: 1-Objectives/conduct, 2-Non-active club, 5-Non-existing club, 6-Disbanding, 7-Merger, 8-Financial Suspension, 9-District/Multiple District Dues.

\*\* Red denotes below 15 active members.

\*\*\* Red denotes 20% + loss.

\*\*\*\* Y - all 3 (President, Secretary, Treasurer) club officers reported, N - not all 3 reported.

\*\*\*\*\* Abbreviation: N-New, IP-Immediate Past, R-Repeat.




# Club Health Assessment for District 201N3 through December 2025

|                                    |                                  |              | Status                              | Membership              |                   |                     |                     |                         |                                       | Reports                        |                                |                                 |                   | Finance                              | LCIF            |               |
|------------------------------------|----------------------------------|--------------|-------------------------------------|-------------------------|-------------------|---------------------|---------------------|-------------------------|---------------------------------------|--------------------------------|--------------------------------|---------------------------------|-------------------|--------------------------------------|-----------------|---------------|
| Club Number                        | Club Name                        | Charter Date | Times in Status Quo in Past 2 Years | Current Member Count ** | YTD Members Added | YTD Members Dropped | YTD Net Growth% *** | Member Count 1 Year Ago | Dropped Members Avg.Length of Service | Months Since Membership Update | Current Officers Reported **** | Current President Repeated Term | VP Reported ***** | Last Date Reported Service (mm/yyyy) | Account Balance | YTD Donations |
| Clubs more than two years old      |                                  |              |                                     |                         |                   |                     |                     |                         |                                       |                                |                                |                                 |                   |                                      |                 |               |
| 22383                              | ABERDEEN AND SCONE               | 07/14/1971   | Active                              | 15                      | 0                 | 1                   | -6.25%              | 16                      | 4                                     | 1                              | Y                              | 4                               | R                 | 12/2025                              |                 | \$161.58      |
| 22384                              | ADAMSTOWN                        | 03/30/1962   | Active                              | 23                      | 0                 | 1                   | -4.17%              | 26                      | 1                                     | 0                              | Y                              |                                 |                   | 10/2025                              |                 | \$162.78      |
| Exc Award (06/30/2016)             |                                  |              |                                     |                         |                   |                     |                     |                         |                                       |                                |                                |                                 |                   |                                      |                 |               |
| 122643                             | Belmont & District               | 06/30/2014   | Active                              | 7                       | 0                 | 1                   | -12.50%             | 8                       | 5                                     | 0                              | Y                              | 2                               | N                 | 12/2025                              |                 |               |
| 22391                              | BRANXTON                         | 02/11/1957   | Active                              | 15                      | 0                 | 1                   | -6.25%              | 18                      | 9                                     | 0                              | Y                              | 3                               | N                 | 10/2025                              |                 | \$648.71      |
| 108516                             | BULAHDELAH                       | 05/28/2010   | Active                              | 18                      | 4                 | 1                   | 20.00%              | 14                      | 2                                     | 3                              | Y                              | 7                               |                   | 09/2025                              |                 |               |
| 22393                              | CESSNOCK                         | 04/21/1953   | Active                              | 29                      | 5                 | 1                   | 16.00%              | 23                      | 0                                     | 1                              | Y                              |                                 | N                 | 11/2025                              |                 | \$323.48      |
| 105285                             | CESSNOCK WINE COUNTRY            | 04/24/2009   | Active                              | 11                      | 1                 | 0                   | 10.00%              | 10                      |                                       | 1                              | Y                              |                                 |                   | 12/2025                              |                 |               |
| 22394                              | CHARLESTOWN                      | 05/11/1960   | Active                              | 24                      | 0                 | 0                   | 0.00%               | 23                      |                                       | 7                              | Y                              |                                 | R                 | 10/2025                              |                 |               |
| 43525                              | CHARMHAVEN                       | 02/28/1984   | Active                              | 21                      | 0                 | 0                   | 0.00%               | 19                      |                                       | 1                              | Y                              | 2                               | N                 | 09/2025                              |                 | \$100.00      |
| 50905                              | CHITTAWAY BAY                    | 08/13/1990   | Active                              | 11                      | 0                 | 0                   | 0.00%               | 11                      |                                       | 16                             | Y                              | 3                               |                   | 09/2025                              |                 | \$653.55      |
| 57078                              | CLARENCE TOWN                    | 06/19/1995   | Active                              | 13                      | 2                 | 0                   | 18.18%              | 13                      |                                       | 1                              | Y                              |                                 | IP                | 11/2025                              |                 |               |
| 22469                              | COOLAH                           | 03/05/1963   | Active                              | 13                      | 1                 | 2                   | -7.14%              | 17                      | 3                                     | 3                              | Y                              |                                 | R                 | 11/2025                              |                 |               |
| 52401                              | DENMAN                           | 01/14/1992   | Active                              | 16                      | 0                 | 4                   | -20.00%             | 18                      | 10                                    | 2                              | Y                              | 8                               | N                 | 12/2025                              |                 | \$1,968.50    |
| 22475                              | DUNEDOO                          | 11/22/1960   | Active                              | 18                      | 0                 | 0                   | 0.00%               | 16                      |                                       | 6                              | Y                              |                                 | N                 | 12/2025                              |                 |               |
| Exc Award (06/30/2018, 06/30/2023) |                                  |              |                                     |                         |                   |                     |                     |                         |                                       |                                |                                |                                 |                   |                                      |                 |               |
| 29861                              | EAST MAITLAND                    | 10/07/1974   | Active                              | 24                      | 0                 | 0                   | 0.00%               | 22                      |                                       | 0                              | Y                              |                                 | N                 | 06/2024                              |                 |               |
| 61075                              | ELEEBANA                         | 08/11/1998   | Active                              | 9                       | 0                 | 0                   | 0.00%               | 9                       |                                       | 5                              | N                              | 11                              | N                 | 10/2024                              |                 |               |
| 43166                              | ELERMORE VALE                    | 11/09/1983   | Active                              | 22                      | 1                 | 2                   | -4.35%              | 23                      | 19                                    | 0                              | N                              | 2                               |                   | 12/2025                              |                 | \$715.83      |
| 22400                              | GLOUCESTER                       | 05/01/1969   | Active                              | 12                      | 4                 | 2                   | 20.00%              | 11                      | 0                                     | 4                              | Y                              | 6                               | N                 | 12/2025                              |                 |               |
| 59596                              | GOROKAN-KANWAL                   | 05/23/1997   | Active                              | 11                      | 0                 | 0                   | 0.00%               | 11                      |                                       | 4                              | Y                              |                                 | R                 | 06/2025                              |                 |               |
| 22401                              | GOSFORD CITY EAST<br>GOSFORD INC | 09/09/1957   | Active                              | 23                      | 0                 | 1                   | -4.17%              | 26                      | 1                                     | 1                              | Y                              |                                 |                   | 11/2025                              |                 |               |
| 41748                              | GREEN POINT AVOCA                | 07/01/1982   | Active                              | 19                      | 8                 | 0                   | 72.73%              | 16                      |                                       | 1                              | Y                              | 2                               |                   | 12/2025                              | 90+ Days        |               |
| 40258                              | GWANDALAN                        | 07/17/1981   | Active                              | 34                      | 4                 | 2                   | 6.25%               | 28                      | 6                                     | 1                              | Y                              |                                 | N                 | 12/2025                              |                 | \$3,234.82    |
| 144896                             | Gwandalan Lioness                | 01/26/2021   | Active                              | 23                      | 0                 | 4                   | -14.81%             | 28                      | 5                                     | 0                              | Y                              | 3                               |                   | 12/2025                              |                 |               |
| Exc Award (06/30/2023)             |                                  |              |                                     |                         |                   |                     |                     |                         |                                       |                                |                                |                                 |                   |                                      |                 |               |
| 22412                              | HUNTER BUSINESS                  | 02/03/1960   | Active                              | 8                       | 0                 | 1                   | -11.11%             | 9                       | 3                                     | 0                              | Y                              | 3                               |                   | 11/2025                              |                 | \$195.59      |



## Club Health Assessment for District 201N3 through December 2025

|  |                                                          |              | Status                              | Membership              |                   |                     |                     |                         |                                       | Reports                        |                                |                                 |                   | Finance                              | LCIF            |               |
|----------------------------------------------------------------------------------|----------------------------------------------------------|--------------|-------------------------------------|-------------------------|-------------------|---------------------|---------------------|-------------------------|---------------------------------------|--------------------------------|--------------------------------|---------------------------------|-------------------|--------------------------------------|-----------------|---------------|
| Club Number                                                                      | Club Name                                                | Charter Date | Times in Status Quo in Past 2 Years | Current Member Count ** | YTD Members Added | YTD Members Dropped | YTD Net Growth% *** | Member Count 1 Year Ago | Dropped Members Avg.Length of Service | Months Since Membership Update | Current Officers Reported **** | Current President Repeated Term | VP Reported ***** | Last Date Reported Service (mm/yyyy) | Account Balance | YTD Donations |
| 22421                                                                            | HUNTER-WALLSEND                                          | 12/04/1967   | Active                              | 6                       | 1                 | 0                   | 20.00%              | 7                       |                                       | 2                              | Y                              | 16                              |                   | 12/2025                              |                 |               |
| 22408                                                                            | JESMOND                                                  | 10/29/1963   | Active                              | 27                      | 1                 | 1                   | 0.00%               | 27                      | 21                                    | 0                              | Y                              | 3                               | N                 | 12/2025                              |                 |               |
| 36920                                                                            | KILLARNEY BATEAU L C                                     | 04/12/1979   | Active                              | 16                      | 1                 | 2                   | -5.88%              | 19                      | 44                                    | 0                              | Y                              | 3                               |                   | 11/2025                              |                 |               |
| 22410                                                                            | KURRI KURRI                                              | 09/13/1957   | Active                              | 6                       | 0                 | 0                   | 0.00%               | 7                       |                                       | 7                              | Y                              | 5                               | N                 | 12/2025                              |                 |               |
| 22411                                                                            | MAITLAND                                                 | 10/22/1953   | Active                              | 32                      | 1                 | 4                   | -8.57%              | 34                      | 17                                    | 0                              | Y                              |                                 | R                 | 12/2025                              |                 |               |
| 60003                                                                            | MAYFIELD-WARATAH B & V IMP L C<br>Exc Award (06/30/2018) | 10/01/1997   | Active                              | 13                      | 0                 | 0                   | 0.00%               | 13                      |                                       | 19                             | Y                              |                                 |                   | 03/2019                              |                 | \$652.16      |
| 42446                                                                            | MEDOWIE                                                  | 03/28/1983   | Active                              | 26                      | 1                 | 4                   | -10.34%             | 32                      | 5                                     | 0                              | Y                              |                                 | IP                | 12/2025                              |                 |               |
| 37642                                                                            | MORISSET<br>Exc Award (06/30/2023)                       | 10/31/1979   | Active                              | 29                      | 3                 | 1                   | 7.41%               | 25                      | 1                                     | 3                              | Y                              | 2                               |                   | 11/2025                              |                 |               |
| 22489                                                                            | MUDGE                                                    | 04/13/1961   | Active                              | 31                      | 1                 | 5                   | -11.43%             | 30                      | 2                                     | 0                              | Y                              |                                 |                   | 12/2025                              |                 |               |
| 22416                                                                            | MUSWELLBROOK                                             | 10/07/1956   | Active                              | 6                       | 0                 | 0                   | 0.00%               | 5                       |                                       | 9                              | Y                              | 3                               |                   | 12/2023                              |                 |               |
| 22419                                                                            | NEWCASTLE                                                | 11/25/1954   | Active                              | 13                      | 3                 | 0                   | 30.00%              | 12                      |                                       | 0                              | Y                              | 5                               | R                 | 09/2025                              |                 |               |
| 22425                                                                            | RAYMOND TERRACE                                          | 09/05/1956   | Active                              | 30                      | 3                 | 0                   | 11.11%              | 28                      |                                       | 1                              | Y                              | 3                               | N                 | 12/2025                              |                 | \$3,307.13    |
| 22428                                                                            | SINGLETON                                                | 09/04/1956   | Active                              | 20                      | 0                 | 3                   | -13.04%             | 24                      | 15                                    | 1                              | Y                              |                                 | N                 | 11/2024                              |                 |               |
| 143332                                                                           | Singleton Lioness                                        | 11/13/2020   | Active                              | 18                      | 0                 | 0                   | 0.00%               | 22                      |                                       | 0                              | Y                              |                                 |                   | 11/2025                              |                 |               |
| 35815                                                                            | SOLDIERS POINT                                           | 06/14/1978   | Active                              | 19                      | 0                 | 1                   | -5.00%              | 15                      | 1                                     | 1                              | Y                              | 2                               | N                 | 08/2025                              |                 | \$408.52      |
| 22430                                                                            | STROUD                                                   | 11/03/1955   | Active                              | 6                       | 0                 | 1                   | -14.29%             | 10                      | 62                                    | 2                              | N                              | None                            | R                 | 11/2025                              |                 |               |
| 22431                                                                            | SWANSEA                                                  | 07/11/1973   | Active                              | 13                      | 0                 | 0                   | 0.00%               | 13                      |                                       | 14                             | Y                              | 12                              |                   | 11/2025                              |                 |               |
| 22434                                                                            | TEA GARDENS                                              | 04/10/1968   | Active                              | 39                      | 4                 | 0                   | 11.43%              | 36                      |                                       | 1                              | Y                              | 2                               | R                 | 12/2025                              |                 | \$161.58      |
| 22435                                                                            | TERRIGAL-WAMBERAL                                        | 09/14/1960   | Active                              | 21                      | 1                 | 0                   | 5.00%               | 30                      |                                       | 1                              | Y                              | 3                               | R                 | 07/2025                              |                 |               |
| 22436                                                                            | THE ENTRANCE                                             | 10/03/1956   | Active                              | 27                      | 1                 | 1                   | 0.00%               | 27                      | 3                                     | 2                              | Y                              |                                 | N                 | 12/2025                              |                 |               |
| 43781                                                                            | TILLIGERRY PENINSULA LEMON T P                           | 04/20/1984   | Active                              | 23                      | 0                 | 3                   | -11.54%             | 26                      | 13                                    | 0                              | Y                              |                                 |                   | 12/2025                              |                 |               |
| 22437                                                                            | TORONTO                                                  | 03/18/1958   | Active                              | 18                      | 0                 | 0                   | 0.00%               | 18                      |                                       | 2                              | Y                              | 2                               | N                 | 10/2025                              |                 | \$161.58      |
| 22438                                                                            | TOUKLEY                                                  | 04/13/1967   | Active                              | 21                      | 0                 | 3                   | -12.50%             | 23                      | 6                                     | 1                              | Y                              | 3                               |                   | 08/2025                              |                 |               |
| 22441                                                                            | VALENTINE<br>Exc Award (06/30/2022, 06/30/2023)          | 12/26/1973   | Active                              | 47                      | 1                 | 4                   | -6.00%              | 50                      | 10                                    | 0                              | Y                              |                                 | N                 | 11/2025                              |                 |               |
| 30977                                                                            | WANGI                                                    | 06/20/1975   | Active                              | 10                      | 0                 | 0                   | 0.00%               | 7                       |                                       | 10                             | Y                              | 3                               |                   | 08/2025                              |                 |               |



## Club Health Assessment for District 201N3 through December 2025

|                                    |                                 |                           |                                     | Membership                  |                   |                     |                     |                            |                                       |                                      | Reports                          |                                  |                               |                                            | Finance                   |                            | LCIF                             |                                                |    |
|------------------------------------|---------------------------------|---------------------------|-------------------------------------|-----------------------------|-------------------|---------------------|---------------------|----------------------------|---------------------------------------|--------------------------------------|----------------------------------|----------------------------------|-------------------------------|--------------------------------------------|---------------------------|----------------------------|----------------------------------|------------------------------------------------|----|
| Club Number                        | Club Name                       | Charter Date              | Status                              | Current Member Count **     | YTD Members Added | YTD Members Dropped | YTD Net Growth% *** | Member Count 1 Year Ago    | Dropped Members Avg.Length of Service | Months Since Membership Update       | Current Officers Reported ****   | Current President Repeated Term  | VP Reported *****             | Last Date Reported Service (mm/yyyy)       | Account Balance           | YTD Donations              |                                  |                                                |    |
|                                    |                                 |                           | Times in Status Quo in Past 2 Years |                             |                   |                     |                     |                            |                                       |                                      |                                  |                                  |                               |                                            |                           |                            |                                  |                                                |    |
| 22444                              | WARNERS BAY                     | 04/28/1966                | Active                              | 5                           | 0                 | 4                   | -44.44%             | 11                         | 9                                     | 0                                    | Y                                | 2                                |                               | 11/2025                                    |                           |                            |                                  |                                                |    |
| 137839                             | West Maitland Centennial        | 04/04/2019                | Active                              | 21                          | 2                 | 3                   | -4.55%              | 21                         | 6                                     | 4                                    | N                                | None                             | R                             | 10/2025                                    |                           |                            |                                  |                                                |    |
| 35619                              | WOY WOY PENINSULA L C           | 05/03/1978                | Active                              | 23                          | 4                 | 0                   | 21.05%              | 21                         |                                       | 0                                    | Y                                |                                  |                               | 06/2024                                    |                           |                            |                                  |                                                |    |
| 130682                             | Wyoming-East Gosford Centennial | 05/16/2017                | Active                              | 31                          | 2                 | 0                   | 6.90%               | 33                         |                                       | 2                                    | Y                                | 3                                | R                             | 12/2025                                    |                           | \$161.58                   |                                  |                                                |    |
| 22449                              | WYONG                           | 10/22/1969                | Active                              | 19                          | 0                 | 0                   | 0.00%               | 18                         |                                       | 8                                    | Y                                | 2                                | N                             | 12/2025                                    |                           |                            |                                  |                                                |    |
| Exc Award (06/30/2021, 06/30/2025) |                                 |                           |                                     |                             |                   |                     |                     |                            |                                       |                                      |                                  |                                  |                               |                                            |                           |                            |                                  |                                                |    |
| Current Total Clubs Count          | YTD New Clubs Count             | YTD Cancelled Clubs Count | YTD Net Club Gain                   | Current Total Members Count | YTD Add           | YTD Drop            | YTD Net Growth %    | Member Count 12 Months Ago | Average Member Count Per Club         | % of Clubs with less than 20 members | % No Officer Report in 12 Months | % of Clubs with balance 90+ days | Number of Clubs in Status Quo | % Status Quo Clubs in Financial Suspension | Number of Cancelled Clubs | Average Cancelled Club Age | Members Lost Due to Cancellation | % of Clubs Cancelled for Non-Financial Reasons |    |
| 54                                 | 0                               | 0                         | 0                                   | 1,035                       | 60                | 64                  | -4                  | -0.38%                     | 1,059                                 | 19                                   | 54%                              | 0%                               | 2%                            | 0                                          | 0%                        | 0                          | 0                                | 0                                              | 0% |

\* - P - Priority Club. Cancellation Reasons: 1-Objectives/conduct, 2-Non-active club, 5-Non-existing club, 6-Disbanding, 7-Merger, 8-Financial Suspension, 9-District/Multiple District Dues.

\*\* Red denotes below 15 active members.

\*\*\* Red denotes 20% + loss.

\*\*\*\* Y - all 3 (President, Secretary, Treasurer) club officers reported, N - not all 3 reported.

\*\*\*\*\* Abbreviation: N-New, IP-Immediate Past, R-Repeat.



# Club Health Assessment for District 201N4 through December 2025

|                                    |                                      |              | Status                              | Membership              |                   |                     |                     |                         | Reports                               |                                |                                |                                 |                   | Finance                              | LCIF            |               |
|------------------------------------|--------------------------------------|--------------|-------------------------------------|-------------------------|-------------------|---------------------|---------------------|-------------------------|---------------------------------------|--------------------------------|--------------------------------|---------------------------------|-------------------|--------------------------------------|-----------------|---------------|
| Club Number                        | Club Name                            | Charter Date | Times in Status Quo in Past 2 Years | Current Member Count ** | YTD Members Added | YTD Members Dropped | YTD Net Growth% *** | Member Count 1 Year Ago | Dropped Members Avg.Length of Service | Months Since Membership Update | Current Officers Reported **** | Current President Repeated Term | VP Reported ***** | Last Date Reported Service (mm/yyyy) | Account Balance | YTD Donations |
| Clubs more than two years old      |                                      |              |                                     |                         |                   |                     |                     |                         |                                       |                                |                                |                                 |                   |                                      |                 |               |
| 40163                              | ARDLETHAN                            | 06/30/1981   | Active                              | 14                      | 6                 | 0                   | 75.00%              | 8                       |                                       | 4                              | Y                              |                                 |                   | 08/2025                              |                 |               |
| 22453                              | BATHURST                             | 04/08/1960   | Active                              | 46                      | 1                 | 0                   | 2.22%               | 44                      |                                       | 0                              | Y                              | 2                               |                   | 12/2025                              |                 |               |
| Exc Award (06/30/2020)             |                                      |              |                                     |                         |                   |                     |                     |                         |                                       |                                |                                |                                 |                   |                                      |                 |               |
| 28063                              | BINNAWAY                             | 02/18/1974   | Active                              | 14                      | 0                 | 0                   | 0.00%               | 10                      |                                       | 7                              | Y                              | 7                               | R                 | 01/2025                              |                 |               |
| 62163                              | BOOROWA                              | 06/23/1999   | Active                              | 13                      | 2                 | 0                   | 18.18%              | 13                      |                                       | 1                              | Y                              |                                 | IP                | 12/2025                              |                 | \$326.77      |
| 154169                             | Calare Veterans and First Responders | 06/02/2023   | Active                              | 7                       | 1                 | 1                   | 0.00%               | 13                      | 2                                     | 1                              | Y                              | 3                               | R                 | 12/2024                              | 90+ Days        |               |
| 22466                              | CANOWINDRA                           | 06/27/1966   | Active                              | 17                      | 0                 | 0                   | 0.00%               | 18                      |                                       | 7                              | Y                              |                                 | N                 | 12/2025                              |                 |               |
| 22468                              | COLEAMBALLY                          | 07/12/1972   | Active                              | 31                      | 2                 | 1                   | 3.33%               | 29                      | 0                                     | 1                              | Y                              |                                 | N                 | 02/2024                              |                 |               |
| 29392                              | CONDOBOLIN NSW                       | 05/29/1974   | Active                              | 7                       | 0                 | 0                   | 0.00%               | 6                       |                                       | 9                              | Y                              | 6                               |                   | 06/2025                              |                 |               |
| 36743                              | COOLAMON                             | 03/08/1979   | Active                              | 20                      | 1                 | 0                   | 5.26%               | 20                      |                                       | 4                              | Y                              |                                 | R                 | 01/2024                              | 90+ Days        |               |
| 22470                              | COONAMBLE                            | 05/02/1963   | Active                              | 12                      | 0                 | 0                   | 0.00%               | 10                      |                                       | 8                              | Y                              | 8                               |                   | 06/2011                              |                 |               |
| 22472                              | COOTAMUNDRA                          | 10/30/1962   | Active                              | 25                      | 2                 | 2                   | 0.00%               | 24                      | 29                                    | 2                              | Y                              |                                 | N                 | 12/2025                              |                 |               |
| 22473                              | COWRA                                | 10/12/1961   | Active                              | 16                      | 1                 | 1                   | 0.00%               | 17                      | 34                                    | 3                              | Y                              |                                 |                   | 12/2025                              |                 |               |
| 45378                              | CUDAL CARGO                          | 09/23/1985   | Active                              | 19                      | 1                 | 0                   | 5.56%               | 18                      |                                       | 5                              | Y                              | 2                               | N                 | 07/2023                              |                 |               |
| 22474                              | DUBBO N S W                          | 02/15/1957   | Active                              | 17                      | 4                 | 1                   | 21.43%              | 15                      | 48                                    | 0                              | Y                              | 3                               |                   | 11/2024                              |                 |               |
| 101423                             | FORBES AND DISTRICT                  | 03/14/2008   | Active                              | 14                      | 0                 | 0                   | 0.00%               | 14                      |                                       | 9                              | Y                              |                                 |                   | 12/2025                              |                 |               |
| 40905                              | GEURIE                               | 02/16/1982   | Active                              | 11                      | 0                 | 2                   | -15.38%             | 15                      | 22                                    | 0                              | Y                              | 2                               | N                 | 03/2025                              |                 |               |
| 34680                              | GILGANDRA                            | 11/09/1977   | Active                              | 15                      | 0                 | 5                   | -25.00%             | 20                      | 29                                    | 0                              | Y                              | 3                               |                   | 08/2025                              |                 | \$653.55      |
| 35816                              | GRENFELL                             | 06/07/1978   | Active                              | 15                      | 2                 | 0                   | 15.38%              | 13                      |                                       | 6                              | Y                              | 2                               | N                 | 10/2024                              |                 |               |
| 22479                              | GRIFFITH                             | 03/27/1963   | Active                              | 33                      | 0                 | 5                   | -13.16%             | 40                      | 20                                    | 1                              | N                              |                                 | R                 | 11/2025                              |                 | \$1,322.54    |
| 47527                              | GULARGAMBONE                         | 06/22/1987   | Active                              | 16                      | 0                 | 0                   | 0.00%               | 16                      |                                       | 10                             | Y                              | 4                               |                   | 07/2019                              |                 |               |
| 22480                              | GUNDAGAI                             | 04/24/1973   | Active                              | 12                      | 0                 | 0                   | 0.00%               | 12                      |                                       | 6                              | Y                              | 4                               |                   | 06/2025                              |                 |               |
| 22483                              | HILLSTON                             | 03/25/1965   | Active                              | 7                       | 2                 | 5                   | -30.00%             | 11                      | 18                                    | 0                              | Y                              |                                 |                   | 06/2025                              |                 |               |
| Exc Award (06/30/2018)             |                                      |              |                                     |                         |                   |                     |                     |                         |                                       |                                |                                |                                 |                   |                                      |                 |               |
| 29417                              | JUNEE                                | 05/31/1974   | Active                              | 17                      | 0                 | 1                   | -5.56%              | 20                      | 4                                     | 5                              | Y                              |                                 |                   | 08/2025                              |                 |               |
| 22486                              | LEETON                               | 05/01/1967   | Active                              | 25                      | 2                 | 0                   | 8.70%               | 19                      |                                       | 1                              | Y                              | 3                               | R                 | 04/2025                              |                 |               |
| Exc Award (06/30/2017, 06/30/2018) |                                      |              |                                     |                         |                   |                     |                     |                         |                                       |                                |                                |                                 |                   |                                      |                 |               |



## Club Health Assessment for District 201N4 through December 2025

|                                                |                         |              | Status                              | Membership              |                   |                     |                     |                         |                                       | Reports                        |                                |                                 |                   | Finance                              | LCIF            |               |
|------------------------------------------------|-------------------------|--------------|-------------------------------------|-------------------------|-------------------|---------------------|---------------------|-------------------------|---------------------------------------|--------------------------------|--------------------------------|---------------------------------|-------------------|--------------------------------------|-----------------|---------------|
| Club Number                                    | Club Name               | Charter Date | Times in Status Quo in Past 2 Years | Current Member Count ** | YTD Members Added | YTD Members Dropped | YTD Net Growth% *** | Member Count 1 Year Ago | Dropped Members Avg.Length of Service | Months Since Membership Update | Current Officers Reported **** | Current President Repeated Term | VP Reported ***** | Last Date Reported Service (mm/yyyy) | Account Balance | YTD Donations |
| 22584                                          | LITHGOW                 | 02/13/1961   | Active                              | 16                      | 0                 | 0                   | 0.00%               | 19                      |                                       | 1                              | Y                              | 2                               |                   | 11/2025                              |                 |               |
| 22487                                          | MANILDRA                | 06/23/1972   | Active                              | 14                      | 0                 | 0                   | 0.00%               | 13                      |                                       | 9                              | Y                              |                                 |                   | 08/2025                              |                 |               |
| 31870                                          | MOUNT PANORAMA          | 03/15/1976   | Active                              | 29                      | 3                 | 1                   | 7.41%               | 29                      | 58                                    | 0                              | Y                              | 3                               | R                 | 12/2025                              |                 | \$679.31      |
| 22490                                          | NARRANDERA              | 08/21/1963   | Active                              | 15                      | 1                 | 0                   | 7.14%               | 17                      |                                       | 1                              | Y                              | 2                               | R                 | 06/2025                              |                 |               |
| 22491                                          | NARROMINE               | 06/05/1953   | Active                              | 19                      | 0                 | 1                   | -5.00%              | 19                      | 1                                     | 1                              | Y                              | 2                               | N                 | 09/2024                              |                 | \$653.55      |
| 22495                                          | ORANGE                  | 09/25/1958   | Active                              | 17                      | 0                 | 2                   | -10.53%             | 18                      | 3                                     | 0                              | N                              |                                 |                   | 09/2025                              |                 |               |
| 33741                                          | ORANGE CANOBOLAS        | 04/14/1977   | Active                              | 18                      | 0                 | 4                   | -18.18%             | 21                      | 12                                    | 0                              | Y                              |                                 | N                 | 12/2025                              |                 |               |
| Exc Award (06/30/2024)                         |                         |              |                                     |                         |                   |                     |                     |                         |                                       |                                |                                |                                 |                   |                                      |                 |               |
| 22500                                          | TEMORA                  | 10/20/1960   | Active                              | 29                      | 0                 | 0                   | 0.00%               | 26                      |                                       | 8                              | Y                              |                                 |                   | 01/2021                              |                 |               |
| 37177                                          | TOORAWEEAH              | 05/24/1979   | Active                              | 17                      | 0                 | 0                   | 0.00%               | 19                      |                                       | 2                              | Y                              |                                 |                   | 03/2021                              |                 |               |
| 33742                                          | TOTTENHAM               | 04/14/1977   | Active                              | 14                      | 0                 | 0                   | 0.00%               | 15                      |                                       | 6                              | Y                              |                                 | N                 | 03/2018                              |                 |               |
| 110314                                         | TRANGIE                 | 02/08/2011   | Active                              | 5                       | 0                 | 4                   | -44.44%             | 9                       | 8                                     | 3                              | N                              | 4                               |                   | 04/2018                              |                 |               |
| 33574                                          | TUMBARUMBA              | 03/22/1977   | Active                              | 7                       | 7                 | 2                   | 250.00%             | 15                      | 9                                     | 1                              | Y                              |                                 |                   | 08/2025                              |                 |               |
| 22502                                          | TUMUT                   | 07/16/1970   | Active                              | 7                       | 0                 | 0                   | 0.00%               | 7                       |                                       | 9                              | Y                              | 6                               | N                 | 08/2025                              |                 |               |
| 22504                                          | WAGGA WAGGA SOUTH WAGGA | 10/16/1969   | Active                              | 33                      | 2                 | 3                   | -2.94%              | 35                      | 20                                    | 0                              | Y                              | 2                               | N                 | 12/2025                              |                 |               |
| 40165                                          | WARREN                  | 06/30/1981   | Active                              | 13                      | 0                 | 0                   | 0.00%               | 12                      |                                       | 6                              | Y                              |                                 | R                 | 08/2022                              |                 |               |
| 22506                                          | WELLINGTON              | 11/28/1957   | Active                              | 16                      | 3                 | 2                   | 6.67%               | 16                      | 1                                     | 0                              | N                              | 3                               |                   | 08/2025                              |                 |               |
| 22507                                          | WEST WYALONG            | 03/27/1963   | Active                              | 31                      | 0                 | 1                   | -3.13%              | 33                      | 6                                     | 1                              | Y                              |                                 | N                 | 05/2011                              |                 |               |
| Exc Award (06/30/2018)                         |                         |              |                                     |                         |                   |                     |                     |                         |                                       |                                |                                |                                 |                   |                                      |                 |               |
| 46252                                          | WINMALEE                | 05/30/1986   | Active                              | 14                      | 0                 | 1                   | -6.67%              | 15                      | 2                                     | 0                              | Y                              | 13                              | R                 | 03/2025                              |                 |               |
| 22509                                          | YOUNG                   | 06/12/1959   | Active                              | 27                      | 3                 | 4                   | -3.57%              | 27                      | 11                                    | 0                              | Y                              | 2                               | R                 | 12/2025                              | 90+ Days        | \$646.96      |
| Exc Award (06/30/2023, 06/30/2024, 06/30/2025) |                         |              |                                     |                         |                   |                     |                     |                         |                                       |                                |                                |                                 |                   |                                      |                 |               |

Clubs Cancelled Previous Fiscal Year – Clubs Cancelled within last 12 months may be reinstated

| Club Number | Club Name | Charter Date | Current Status* | Cancellation Date |
|-------------|-----------|--------------|-----------------|-------------------|
| 22493       | NYNGAN    | 09/30/1955   | Cancelled(6*)   | 08/29/2024        |
| 33452       | YANCO     | 03/15/1977   | Cancelled(6*)   | 08/29/2024        |



## Club Health Assessment for District 201N4 through December 2025

|                           |                     |                           |                   |                             |         | Status                              |                | Membership                 |                               |                                      |                                  |                                  | Reports                               |                                            |                                |                                 | Finance                          |                                                | LCIF            |
|---------------------------|---------------------|---------------------------|-------------------|-----------------------------|---------|-------------------------------------|----------------|----------------------------|-------------------------------|--------------------------------------|----------------------------------|----------------------------------|---------------------------------------|--------------------------------------------|--------------------------------|---------------------------------|----------------------------------|------------------------------------------------|-----------------|
|                           |                     |                           |                   |                             |         | Times in Status Quo in Past 2 Years |                | Current Member Count **    | YTD Members Added             | YTD Members Dropped                  | YTD Net Growth***                | Member Count 1 Year Ago          | Dropped Members Avg.Length of Service | Months Since Membership Update             | Current Officers Reported **** | Current President Repeated Term | VP Reported *****                | Last Date Reported Service (mm/yyyy)           | Account Balance |
| Club Number               | Club Name           |                           | Charter Date      |                             |         |                                     |                |                            |                               |                                      |                                  |                                  |                                       |                                            |                                |                                 |                                  |                                                |                 |
| Current Total Clubs Count | YTD New Clubs Count | YTD Cancelled Clubs Count | YTD Net Club Gain | Current Total Members Count | YTD Add | YTD Drop                            | YTD Net Growth | Member Count 12 Months Ago | Average Member Count Per Club | % of Clubs with less than 20 members | % No Officer Report in 12 Months | % of Clubs with balance 90+ days | Number of Clubs in Status Quo         | % Status Quo Clubs in Financial Suspension | Number of Cancelled Clubs      | Average Cancelled Club Age      | Members Lost Due to Cancellation | % of Clubs Cancelled for Non-Financial Reasons |                 |
| 43                        | 0                   | 0                         | 0                 | 764                         | 46      | 49                                  | -3             | -0.39%                     | 790                           | 18                                   | 74%                              | 0%                               | 7%                                    | 0                                          | 0%                             | 0                               | 0                                | 0                                              | 0%              |

\* - P - Priority Club. Cancellation Reasons: 1-Objectives/conduct, 2-Non-active club, 5-Non-existing club, 6-Disbanding, 7-Merger, 8-Financial Suspension, 9-District/Multiple District Dues.

\*\* Red denotes below 15 active members.

\*\*\* Red denotes 20% + loss.

\*\*\*\* Y - all 3 (President, Secretary, Treasurer) club officers reported, N - not all 3 reported.

\*\*\*\*\* Abbreviation: N-New, IP-Immediate Past, R-Repeat.




## Club Health Assessment for District 201N5 through December 2025

|                               |                                                                                                                   |              | Status                              | Membership              |                   |                     |                     |                         |                                       | Reports                        |                                |                                 |                   | Finance                              | LCIF            |               |
|-------------------------------|-------------------------------------------------------------------------------------------------------------------|--------------|-------------------------------------|-------------------------|-------------------|---------------------|---------------------|-------------------------|---------------------------------------|--------------------------------|--------------------------------|---------------------------------|-------------------|--------------------------------------|-----------------|---------------|
| Club Number                   | Club Name                                                                                                         | Charter Date | Times in Status Quo in Past 2 Years | Current Member Count ** | YTD Members Added | YTD Members Dropped | YTD Net Growth% *** | Member Count 1 Year Ago | Dropped Members Avg.Length of Service | Months Since Membership Update | Current Officers Reported **** | Current President Repeated Term | VP Reported ***** | Last Date Reported Service (mm/yyyy) | Account Balance | YTD Donations |
| Clubs less than two years old |                                                                                                                   |              |                                     |                         |                   |                     |                     |                         |                                       |                                |                                |                                 |                   |                                      |                 |               |
| 180335                        | Box Hill Gables                                                                                                   | 01/16/2025   | Active                              | 31                      | 4                 | 1                   | 10.71%              | 0                       | 1                                     | 0                              | Y                              | 2                               | R                 | 05/2025                              |                 | \$50.00       |
| 189441                        | Harris Park                                                                                                       | 08/29/2025   | Active                              | 19                      | 20                | 1                   | 100.00%             | 0                       | 1                                     | 0                              | Y                              |                                 | N                 | 10/2025                              |                 |               |
| 188786                        | Nepean                                                                                                            | 08/06/2025   | Active                              | 19                      | 22                | 3                   | 100.00%             | 0                       | 0                                     | 1                              | Y                              |                                 | N                 | 12/2025                              |                 | \$554.96      |
| 157939                        | Sydney Building                                                                                                   | 04/11/2024   | Active                              | 13                      | 2                 | 11                  | -40.91%             | 20                      | 2                                     | 1                              | Y                              |                                 | N                 | 10/2025                              |                 |               |
| 187001                        | Sydney Wings of Fire                                                                                              | 07/13/2025   | Active                              | 25                      | 25                | 0                   | 100.00%             | 0                       |                                       | 0                              | Y                              |                                 |                   | 12/2025                              |                 | \$20.00       |
| Clubs more than two years old |                                                                                                                   |              |                                     |                         |                   |                     |                     |                         |                                       |                                |                                |                                 |                   |                                      |                 |               |
| 22599                         | BALGOWLAH<br>Exc Award (06/30/2019, 06/30/2021)                                                                   | 12/15/1961   | Active                              | 11                      | 0                 | 0                   | 0.00%               | 12                      |                                       | 6                              | Y                              | 2                               |                   | 12/2025                              |                 | \$653.55      |
| 22561                         | BAULKHAM HILLS<br>Exc Award (06/30/2023)                                                                          | 01/19/1961   | Active                              | 10                      | 0                 | 0                   | 0.00%               | 13                      |                                       | 2                              | Y                              | 2                               | N                 | 10/2025                              |                 |               |
| 22563                         | BEROWRA<br>Exc Award (06/30/2018, 06/30/2020)                                                                     | 12/26/1972   | Active                              | 19                      | 1                 | 1                   | 0.00%               | 19                      | 2                                     | 0                              | Y                              | 2                               |                   | 10/2025                              |                 |               |
| 22564                         | BLACKTOWN CITY<br>Exc Award (06/30/2017, 06/30/2020, 06/30/2021, 06/30/2022, 06/30/2023)                          | 09/22/1960   | Active                              | 32                      | 6                 | 2                   | 14.29%              | 28                      | 5                                     | 0                              | Y                              | 2                               | R                 | 12/2025                              |                 |               |
| 127158                        | Blacktown Ponds<br>Exc Award (06/30/2018, 06/30/2019, 06/30/2020, 06/30/2021, 06/30/2022, 06/30/2023, 06/30/2024) | 03/30/2016   | Active                              | 86                      | 17                | 3                   | 19.44%              | 78                      | 3                                     | 0                              | Y                              |                                 | IP                | 12/2025                              |                 | \$6,789.50    |
| 22283                         | BONDI                                                                                                             | 07/19/1956   | Active                              | 12                      | 0                 | 1                   | -7.69%              | 15                      | 16                                    | 0                              | Y                              | 7                               | R                 | 12/2025                              |                 | \$16,157.64   |
| 56119                         | BURWOOD AND STRATHFIELD<br>Exc Award (06/30/2022, 06/30/2024)                                                     | 09/28/1994   | Active                              | 15                      | 1                 | 0                   | 7.14%               | 15                      |                                       | 3                              | Y                              |                                 |                   | 11/2025                              |                 | \$1,230.15    |
| 37444                         | CAMBRIDGE PARK<br>Exc Award (06/30/2021, 06/30/2022)                                                              | 07/24/1979   | Active                              | 11                      | 0                 | 2                   | -15.38%             | 13                      | 4                                     | 2                              | Y                              |                                 |                   | 12/2025                              |                 | \$646.96      |
| 22278                         | CANTERBURY-BANKSTOWN                                                                                              | 03/28/1956   | Active                              | 14                      | 1                 | 4                   | -17.65%             | 22                      | 3                                     | 1                              | Y                              |                                 | IP                | 02/2025                              |                 |               |
| 22567                         | CARLINGFORD DUNDAS<br>Exc Award (06/30/2017)                                                                      | 08/27/1963   | Active                              | 24                      | 0                 | 1                   | -4.00%              | 24                      | 52                                    | 5                              | Y                              | 3                               |                   | 10/2025                              |                 |               |
| 22566                         | CASTLE HILL<br>Exc Award (06/30/2023)                                                                             | 04/05/1971   | Active                              | 33                      | 4                 | 1                   | 10.00%              | 26                      | 3                                     | 1                              | Y                              | 2                               | N                 | 12/2025                              |                 |               |
| 111475                        | CHATSWOOD EXECUTIVE BUSINESS                                                                                      | 06/23/2011   | Active                              | 21                      | 0                 | 2                   | -8.70%              | 25                      | 2                                     | 3                              | Y                              |                                 | N                 | 04/2025                              |                 |               |



# Club Health Assessment for District 201N5 through December 2025

|                                        |                   |              | Status                              | Membership              |                   |                     |                     |                         |                                       | Reports                        |                                |                                 |                   | Finance                              | LCIF            |               |
|------------------------------------------------------------------------------------------------------------------------|-------------------|--------------|-------------------------------------|-------------------------|-------------------|---------------------|---------------------|-------------------------|---------------------------------------|--------------------------------|--------------------------------|---------------------------------|-------------------|--------------------------------------|-----------------|---------------|
| Club Number                                                                                                            | Club Name         | Charter Date | Times in Status Quo in Past 2 Years | Current Member Count ** | YTD Members Added | YTD Members Dropped | YTD Net Growth% *** | Member Count 1 Year Ago | Dropped Members Avg.Length of Service | Months Since Membership Update | Current Officers Reported **** | Current President Repeated Term | VP Reported ***** | Last Date Reported Service (mm/yyyy) | Account Balance | YTD Donations |
| Exc Award (06/30/2022)                                                                                                 |                   |              | Active                              | 5                       | 0                 | 0                   | 0.00%               | 5                       |                                       | 7                              | Y                              |                                 |                   | 08/2025                              |                 |               |
| 22605                                                                                                                  | CITY OF RYDE      | 09/12/1956   |                                     |                         |                   |                     |                     |                         |                                       |                                |                                |                                 |                   |                                      |                 |               |
| Exc Award (06/30/2018, 06/30/2020)                                                                                     |                   |              |                                     |                         |                   |                     |                     |                         |                                       |                                |                                |                                 |                   |                                      |                 |               |
| 87829                                                                                                                  | COOGEE            | 04/19/2005   | Active                              | 25                      | 0                 | 1                   | -3.85%              | 25                      | 1                                     | 0                              | Y                              |                                 | R                 | 11/2025                              |                 |               |
| 55829                                                                                                                  | CRESTWOOD         | 06/14/1994   | Active                              | 7                       | 0                 | 0                   | 0.00%               | 10                      |                                       | 6                              | Y                              |                                 |                   | 04/2025                              |                 |               |
| Exc Award (06/30/2016, 06/30/2017, 06/30/2018)                                                                         |                   |              | Active                              | 14                      | 2                 | 0                   | 16.67%              | 15                      |                                       | 2                              | Y                              |                                 |                   | 12/2025                              |                 |               |
| 22293                                                                                                                  | CRONULLA          | 12/13/1965   |                                     |                         |                   |                     |                     |                         |                                       |                                |                                |                                 |                   |                                      |                 |               |
| 48358                                                                                                                  | EMU PLAINS        | 03/31/1988   |                                     |                         |                   |                     |                     |                         |                                       |                                |                                |                                 |                   |                                      |                 |               |
| Exc Award (06/30/2017, 06/30/2018, 06/30/2020, 06/30/2022, 06/30/2024)                                                 |                   |              | Active                              | 23                      | 0                 | 2                   | -8.00%              | 25                      | 12                                    | 0                              | N                              | 3                               | R                 | 11/2025                              |                 |               |
| 22574                                                                                                                  | EPPING EASTWOOD   | 11/13/1957   |                                     |                         |                   |                     |                     |                         |                                       |                                |                                |                                 |                   |                                      |                 |               |
| Exc Award (06/30/2021, 06/30/2024)                                                                                     |                   |              |                                     |                         |                   |                     |                     |                         |                                       |                                |                                |                                 |                   |                                      |                 |               |
| 22576                                                                                                                  | FRENCHS FOREST    | 05/22/1961   | Active                              | 17                      | 0                 | 2                   | -10.53%             | 20                      | 30                                    | 0                              | Y                              | 2                               |                   | 10/2025                              |                 |               |
| 22300                                                                                                                  | GREENACRE         | 04/16/1962   | Active                              | 5                       | 0                 | 1                   | -16.67%             | 13                      | 3                                     | 0                              | Y                              | 4                               |                   | 08/2024                              |                 |               |
| 22578                                                                                                                  | HORNSBY           | 07/01/1958   | Active                              | 15                      | 0                 | 0                   | 0.00%               | 15                      |                                       | 4                              | Y                              | 4                               | R                 | 09/2025                              |                 |               |
| Exc Award (06/30/2019, 06/30/2020, 06/30/2022, 06/30/2023)                                                             |                   |              | Active                              | 39                      | 2                 | 1                   | 2.63%               | 36                      | 3                                     | 1                              | Y                              |                                 | N                 | 12/2025                              |                 | \$1,312.33    |
| 37445                                                                                                                  | KELLYVILLE        | 07/24/1979   |                                     |                         |                   |                     |                     |                         |                                       |                                |                                |                                 |                   |                                      |                 |               |
| Exc Award (06/30/2021, 06/30/2022)                                                                                     |                   |              |                                     |                         |                   |                     |                     |                         |                                       |                                |                                |                                 |                   |                                      |                 |               |
| 39073                                                                                                                  | KINGS LANGLEY INC | 11/25/1980   | Active                              | 16                      | 0                 | 3                   | -15.79%             | 25                      | 6                                     | 0                              | Y                              | 3                               |                   | 10/2025                              |                 | \$3,231.53    |
| Exc Award (06/30/2017, 06/30/2018, 06/30/2019, 06/30/2022, 06/30/2024)                                                 |                   |              | Active                              | 17                      | 0                 | 1                   | -5.56%              | 19                      | 52                                    | 4                              | Y                              | 6                               | N                 | 12/2025                              |                 |               |
| 22306                                                                                                                  | KOGARAH           | 10/20/1953   |                                     |                         |                   |                     |                     |                         |                                       |                                |                                |                                 |                   |                                      |                 |               |
| 22582                                                                                                                  | KU-RING-GAI       | 01/12/1954   |                                     |                         |                   |                     |                     |                         |                                       |                                |                                |                                 |                   |                                      |                 |               |
| 29312                                                                                                                  | LUGARNO NSW       | 05/15/1974   | Active                              | 52                      | 6                 | 3                   | 6.12%               | 51                      | 0                                     | 1                              | Y                              | 2                               | R                 | 11/2025                              |                 | \$970.44      |
| Exc Award (06/30/2017, 06/30/2019, 06/30/2022)                                                                         |                   |              | Active                              | 40                      | 3                 | 7                   | -9.09%              | 42                      | 13                                    | 1                              | Y                              | 3                               | R                 | 12/2025                              |                 |               |
| 22586                                                                                                                  | MANLY             | 12/14/1955   |                                     |                         |                   |                     |                     |                         |                                       |                                |                                |                                 |                   |                                      |                 |               |
| Exc Award (06/30/2016, 06/30/2017, 06/30/2018, 06/30/2019, 06/30/2020, 06/30/2021, 06/30/2022, 06/30/2024, 06/30/2025) |                   |              |                                     |                         |                   |                     |                     |                         |                                       |                                |                                |                                 |                   |                                      |                 |               |
| 22311                                                                                                                  | MAROUBRA          | 09/23/1963   | Active                              | 19                      | 1                 | 1                   | 0.00%               | 19                      | 1                                     | 1                              | Y                              |                                 | R                 | 12/2025                              |                 |               |
| Exc Award (06/30/2021, 06/30/2022, 06/30/2024, 06/30/2025)                                                             |                   |              |                                     |                         |                   |                     |                     |                         |                                       |                                |                                |                                 |                   |                                      |                 |               |



# Club Health Assessment for District 201N5 through December 2025

|             |                                                                                                |              | Status                              | Membership              |                   |                     |                     |                         |                                       | Reports                        |                                |                                 |                   | Finance                              | LCIF            |               |
|-------------|------------------------------------------------------------------------------------------------|--------------|-------------------------------------|-------------------------|-------------------|---------------------|---------------------|-------------------------|---------------------------------------|--------------------------------|--------------------------------|---------------------------------|-------------------|--------------------------------------|-----------------|---------------|
| Club Number | Club Name                                                                                      | Charter Date | Times in Status Quo in Past 2 Years | Current Member Count ** | YTD Members Added | YTD Members Dropped | YTD Net Growth% *** | Member Count 1 Year Ago | Dropped Members Avg.Length of Service | Months Since Membership Update | Current Officers Reported **** | Current President Repeated Term | VP Reported ***** | Last Date Reported Service (mm/yyyy) | Account Balance | YTD Donations |
| 22588       | MT DRUITT                                                                                      | 01/09/1973   | Active                              | 9                       | 0                 | 0                   | 0.00%               | 11                      |                                       | 6                              | Y                              |                                 |                   | 11/2025                              |                 |               |
| 65271       | NEW SOUTH WALES PARLIAMENTARY                                                                  | 04/23/2002   | Active                              | 15                      | 1                 | 2                   | -6.25%              | 17                      | 1                                     | 0                              | N                              |                                 |                   | 09/2025                              |                 |               |
| 22606       | NORFOLK ISLAND                                                                                 | 05/09/1964   | Active                              | 12                      | 1                 | 5                   | -25.00%             | 17                      | 7                                     | 0                              | N                              | None                            |                   | 12/2025                              |                 |               |
|             | Exc Award (06/30/2018)                                                                         |              |                                     |                         |                   |                     |                     |                         |                                       |                                |                                |                                 |                   |                                      |                 |               |
| 52403       | NORFOLK ISLAND ARTHURS VALE                                                                    | 01/15/1992   | Active                              | 10                      | 0                 | 0                   | 0.00%               | 11                      |                                       | 9                              | N                              | 2                               |                   | 05/2025                              |                 |               |
|             | Exc Award (06/30/2021)                                                                         |              |                                     |                         |                   |                     |                     |                         |                                       |                                |                                |                                 |                   |                                      |                 |               |
| 33573       | OATLEY                                                                                         | 03/22/1977   | Active                              | 34                      | 6                 | 0                   | 21.43%              | 31                      |                                       | 4                              | Y                              | 4                               | N                 | 11/2025                              |                 | \$1,312.33    |
|             | Exc Award (06/30/2017, 06/30/2020, 06/30/2021, 06/30/2022)                                     |              |                                     |                         |                   |                     |                     |                         |                                       |                                |                                |                                 |                   |                                      |                 |               |
| 22593       | PARRAMATTA                                                                                     | 07/09/1958   | Active                              | 33                      | 14                | 26                  | -26.67%             | 42                      | 3                                     | 2                              | Y                              | 2                               | N                 | 07/2025                              |                 |               |
|             | Exc Award (06/30/2016, 06/30/2018, 06/30/2020, 06/30/2021, 06/30/2022, 06/30/2023, 06/30/2024) |              |                                     |                         |                   |                     |                     |                         |                                       |                                |                                |                                 |                   |                                      |                 |               |
| 22589       | PENRITH                                                                                        | 03/04/1957   | Active                              | 13                      | 0                 | 0                   | 0.00%               | 13                      |                                       | 5                              | Y                              | 4                               | R                 | 12/2025                              |                 |               |
| 22595       | RICHMOND N S W                                                                                 | 08/12/1957   | Active                              | 39                      | 5                 | 10                  | -11.36%             | 44                      | 10                                    | 0                              | Y                              |                                 |                   | 12/2025                              |                 |               |
|             | Exc Award (06/30/2021, 06/30/2022, 06/30/2023, 06/30/2025)                                     |              |                                     |                         |                   |                     |                     |                         |                                       |                                |                                |                                 |                   |                                      |                 |               |
| 22596       | RIVERSTONE & DISTRICT L C                                                                      | 04/01/1971   | Active                              | 18                      | 2                 | 2                   | 0.00%               | 16                      | 2                                     | 4                              | Y                              | 2                               | R                 | 05/2025                              |                 |               |
| 22597       | ST IVES                                                                                        | 06/06/1972   | Active                              | 16                      | 3                 | 0                   | 23.08%              | 13                      |                                       | 3                              | Y                              | 2                               |                   | 10/2025                              |                 |               |
|             | Exc Award (06/30/2024)                                                                         |              |                                     |                         |                   |                     |                     |                         |                                       |                                |                                |                                 |                   |                                      |                 |               |
| 22291       | SUTHERLAND SHIRE                                                                               | 03/05/1957   | Active                              | 9                       | 3                 | 0                   | 50.00%              | 7                       |                                       | 1                              | Y                              | 2                               |                   | 09/2025                              |                 |               |
| 151992      | Sydney All Bright                                                                              | 08/16/2022   | Active                              | 15                      | 3                 | 0                   | 25.00%              | 15                      |                                       | 1                              | Y                              | 5                               |                   | 07/2025                              |                 | \$1,294.54    |
| 151840      | Sydney Alliance                                                                                | 08/04/2022   | Active                              | 6                       | 2                 | 1                   | 20.00%              | 5                       | 3                                     | 1                              | Y                              | 2                               |                   | 07/2025                              |                 |               |
| 136373      | Sydney Autism Community                                                                        | 09/05/2018   | Active                              | 6                       | 0                 | 0                   | 0.00%               | 5                       |                                       | 6                              | Y                              | 6                               |                   | 12/2025                              |                 |               |
|             | Exc Award (06/30/2021)                                                                         |              |                                     |                         |                   |                     |                     |                         |                                       |                                |                                |                                 |                   |                                      |                 |               |
| 153146      | Sydney Bayside                                                                                 | 02/02/2023   | Active                              | 8                       | 0                 | 0                   | 0.00%               | 13                      |                                       | 2                              | Y                              | 4                               |                   | 03/2025                              |                 |               |
| 151472      | Sydney Ceylon                                                                                  | 06/22/2022   | Active                              | 29                      | 0                 | 0                   | 0.00%               | 25                      |                                       | 3                              | Y                              |                                 |                   | 07/2025                              |                 |               |
|             | Exc Award (06/30/2024, 06/30/2025)                                                             |              |                                     |                         |                   |                     |                     |                         |                                       |                                |                                |                                 |                   |                                      |                 |               |
| 106847      | SYDNEY CHAMPIONS INNER WEST L C INC                                                            | 11/02/2009   | Active                              | 17                      | 6                 | 3                   | 21.43%              | 13                      | 1                                     | 3                              | Y                              | 5                               |                   | 02/2025                              |                 |               |
|             | Exc Award (06/30/2021, 06/30/2022)                                                             |              |                                     |                         |                   |                     |                     |                         |                                       |                                |                                |                                 |                   |                                      |                 |               |
| 56629       | SYDNEY CHINESE                                                                                 | 03/09/1995   | Active                              | 120                     | 26                | 19                  | 6.19%               | 101                     | 6                                     | 0                              | Y                              |                                 | N                 | 12/2025                              |                 | \$776.31      |



## Club Health Assessment for District 201N5 through December 2025

|                                                |                                       |              | Status                              | Membership              |                   |                     |                     |                         |                                       | Reports                        |                                |                                 |                   | Finance                              | LCIF            |               |
|------------------------------------------------|---------------------------------------|--------------|-------------------------------------|-------------------------|-------------------|---------------------|---------------------|-------------------------|---------------------------------------|--------------------------------|--------------------------------|---------------------------------|-------------------|--------------------------------------|-----------------|---------------|
| Club Number                                    | Club Name                             | Charter Date | Times in Status Quo in Past 2 Years | Current Member Count ** | YTD Members Added | YTD Members Dropped | YTD Net Growth% *** | Member Count 1 Year Ago | Dropped Members Avg.Length of Service | Months Since Membership Update | Current Officers Reported **** | Current President Repeated Term | VP Reported ***** | Last Date Reported Service (mm/yyyy) | Account Balance | YTD Donations |
| Exc Award (06/30/2018, 06/30/2023, 06/30/2024) |                                       |              |                                     |                         |                   |                     |                     |                         |                                       |                                |                                |                                 |                   |                                      |                 |               |
| 131344                                         | Sydney Chinese Business               | 06/15/2017   | Active(1)                           | 22                      | 17                | 2                   | 214.29%             | 13                      | 0                                     | 3                              | Y                              | 3                               | N                 | 06/2025                              |                 | \$1,034.09    |
| Exc Award (06/30/2023)                         |                                       |              |                                     |                         |                   |                     |                     |                         |                                       |                                |                                |                                 |                   |                                      |                 |               |
| 156026                                         | Sydney Compassion                     | 09/27/2023   | Active                              | 21                      | 0                 | 0                   | 0.00%               | 27                      |                                       | 6                              | N                              |                                 |                   | 11/2024                              |                 |               |
| 153570                                         | Sydney Concord                        | 01/30/2023   | Active(1)                           | 30                      | 0                 | 4                   | -11.76%             | 34                      | 3                                     | 0                              | Y                              | 2                               |                   | 09/2025                              |                 | \$2,359.88    |
| 127170                                         | SYDNEY DEFENCE AND EMERGENCY SERVICES | 03/29/2016   | Active                              | 28                      | 1                 | 43                  | -60.00%             | 131                     | 2                                     | 0                              | Y                              | 4                               |                   | 10/2024                              |                 |               |
| Exc Award (06/30/2022, 06/30/2024)             |                                       |              |                                     |                         |                   |                     |                     |                         |                                       |                                |                                |                                 |                   |                                      |                 |               |
| 144060                                         | Sydney Dream Care                     | 12/18/2020   | Active                              | 8                       | 1                 | 6                   | -38.46%             | 13                      | 5                                     | 0                              | N                              | 6                               |                   | 04/2025                              |                 |               |
| Exc Award (06/30/2023)                         |                                       |              |                                     |                         |                   |                     |                     |                         |                                       |                                |                                |                                 |                   |                                      |                 |               |
| 119612                                         | Sydney Eye                            | 06/11/2013   | Active                              | 21                      | 0                 | 0                   | 0.00%               | 22                      |                                       | 10                             | Y                              | 12                              | N                 | 09/2025                              |                 |               |
| Exc Award (06/30/2022)                         |                                       |              |                                     |                         |                   |                     |                     |                         |                                       |                                |                                |                                 |                   |                                      |                 |               |
| 120136                                         | Sydney Follow Your Dream              | 08/13/2013   | Active                              | 38                      | 4                 | 0                   | 11.76%              | 45                      |                                       | 4                              | Y                              | 7                               |                   | 10/2025                              |                 |               |
| Exc Award (06/30/2021, 06/30/2022, 06/30/2023) |                                       |              |                                     |                         |                   |                     |                     |                         |                                       |                                |                                |                                 |                   |                                      |                 |               |
| 153824                                         | Sydney Greater Bay Area               | 03/28/2023   | Active(1)                           | 9                       | 0                 | 1                   | -10.00%             | 10                      | 3                                     | 2                              | N                              | 4                               |                   | 03/2025                              |                 |               |
| 154136                                         | Sydney Harmony                        | 04/11/2023   | Active                              | 30                      | 0                 | 0                   | 0.00%               | 27                      |                                       | 6                              | Y                              |                                 | R                 | 09/2025                              |                 | \$6,485.83    |
| Exc Award (06/30/2024, 06/30/2025)             |                                       |              |                                     |                         |                   |                     |                     |                         |                                       |                                |                                |                                 |                   |                                      |                 |               |
| 22326                                          | SYDNEY HOST                           | 12/02/1952   | Active                              | 18                      | 4                 | 4                   | 0.00%               | 22                      | 7                                     | 1                              | Y                              |                                 | R                 | 12/2025                              |                 |               |
| Exc Award (06/30/2022, 06/30/2023)             |                                       |              |                                     |                         |                   |                     |                     |                         |                                       |                                |                                |                                 |                   |                                      |                 |               |
| 123858                                         | Sydney Indian                         | 01/05/2015   | Active                              | 11                      | 2                 | 7                   | -31.25%             | 16                      | 3                                     | 0                              | Y                              | 2                               | N                 | 11/2025                              |                 |               |
| Exc Award (06/30/2017)                         |                                       |              |                                     |                         |                   |                     |                     |                         |                                       |                                |                                |                                 |                   |                                      |                 |               |
| 60757                                          | SYDNEY INNER WEST                     | 05/11/1998   | Active                              | 47                      | 0                 | 0                   | 0.00%               | 51                      |                                       | 1                              | Y                              | 2                               | R                 | 12/2025                              |                 | \$14,520.84   |
| Exc Award (06/30/2021, 06/30/2023)             |                                       |              |                                     |                         |                   |                     |                     |                         |                                       |                                |                                |                                 |                   |                                      |                 |               |
| 52402                                          | SYDNEY JUNG-ANG                       | 01/17/1992   | Active                              | 5                       | 0                 | 5                   | -50.00%             | 10                      | 14                                    | 4                              | N                              | 2                               | N                 | 09/2024                              |                 |               |
| 108758                                         | SYDNEY NEPAL HIMALAYA                 | 06/25/2010   | Active                              | 15                      | 0                 | 0                   | 0.00%               | 16                      |                                       | 8                              | Y                              |                                 |                   | 11/2024                              |                 |               |
| Exc Award (06/30/2022)                         |                                       |              |                                     |                         |                   |                     |                     |                         |                                       |                                |                                |                                 |                   |                                      |                 |               |
| 138014                                         | Sydney New Age                        | 05/02/2019   | Active                              | 21                      | 0                 | 0                   | 0.00%               | 24                      |                                       | 6                              | Y                              | 2                               | N                 | 10/2025                              |                 |               |
| Exc Award (06/30/2021, 06/30/2023)             |                                       |              |                                     |                         |                   |                     |                     |                         |                                       |                                |                                |                                 |                   |                                      |                 |               |
| 67189                                          | SYDNEY NORTH WEST                     | 01/23/2003   | Active                              | 25                      | 6                 | 7                   | -3.85%              | 24                      | 2                                     | 0                              | Y                              | 5                               |                   | 05/2025                              |                 | \$3,102.27    |
| Exc Award (06/30/2023, 06/30/2025)             |                                       |              |                                     |                         |                   |                     |                     |                         |                                       |                                |                                |                                 |                   |                                      |                 |               |
| 57984                                          | SYDNEY PACIFIC                        | 03/18/1996   | Active                              | 24                      | 1                 | 0                   | 4.35%               | 27                      |                                       | 1                              | Y                              |                                 | R                 | 09/2025                              |                 | \$3,914.06    |
| Exc Award (06/30/2018, 06/30/2023)             |                                       |              |                                     |                         |                   |                     |                     |                         |                                       |                                |                                |                                 |                   |                                      |                 |               |



## Club Health Assessment for District 201N5 through December 2025

|             |                                                            |              | Status                              | Membership              |                   |                     |                     |                         |                                       | Reports                        |                                |                                 |                   | Finance                              |                 | LCIF          |  |  |
|-------------|------------------------------------------------------------|--------------|-------------------------------------|-------------------------|-------------------|---------------------|---------------------|-------------------------|---------------------------------------|--------------------------------|--------------------------------|---------------------------------|-------------------|--------------------------------------|-----------------|---------------|--|--|
| Club Number | Club Name                                                  | Charter Date | Times in Status Quo in Past 2 Years | Current Member Count ** | YTD Members Added | YTD Members Dropped | YTD Net Growth% *** | Member Count 1 Year Ago | Dropped Members Avg.Length of Service | Months Since Membership Update | Current Officers Reported **** | Current President Repeated Term | VP Reported ***** | Last Date Reported Service (mm/yyyy) | Account Balance | YTD Donations |  |  |
| 105799      | SYDNEY SEASIDE                                             | 06/18/2009   | P- Active                           | 0                       | 0                 | 0                   | 0.00%               | 12                      |                                       | 4                              | N                              | None                            |                   | 06/2025                              | 90+ Days        | \$1,034.09    |  |  |
|             | Exc Award (06/30/2021)                                     |              |                                     |                         |                   |                     |                     |                         |                                       |                                |                                |                                 |                   |                                      |                 |               |  |  |
| 115745      | SYDNEY SELECTIVE                                           | 12/21/2011   | Active                              | 19                      | 0                 | 0                   | 0.00%               | 19                      |                                       | 0                              | Y                              | 3                               |                   | 04/2025                              |                 |               |  |  |
|             | Exc Award (06/30/2021, 06/30/2023)                         |              |                                     |                         |                   |                     |                     |                         |                                       |                                |                                |                                 |                   |                                      |                 |               |  |  |
| 120566      | Sydney South Shapla Shaluk                                 | 10/17/2013   | Active                              | 5                       | 0                 | 0                   | 0.00%               | 5                       |                                       | 21                             | Y                              | 10                              | R                 | 12/2024                              |                 |               |  |  |
| 127599      | Sydney Sri Lankan                                          | 05/18/2016   | Active                              | 26                      | 1                 | 1                   | 0.00%               | 25                      | 1                                     | 3                              | Y                              | 2                               | N                 | 10/2025                              |                 |               |  |  |
|             | Exc Award (06/30/2022, 06/30/2023)                         |              |                                     |                         |                   |                     |                     |                         |                                       |                                |                                |                                 |                   |                                      |                 |               |  |  |
| 153677      | Sydney Star Sun                                            | 02/16/2023   | Active                              | 7                       | 0                 | 5                   | -41.67%             | 12                      | 3                                     | 0                              | Y                              | 4                               |                   | 11/2025                              |                 |               |  |  |
| 156022      | Sydney Sunny                                               | 09/27/2023   | Active                              | 29                      | 3                 | 3                   | 0.00%               | 31                      | 2                                     | 1                              | Y                              | 3                               |                   | 10/2024                              |                 |               |  |  |
| 154137      | Sydney Synergy                                             | 04/18/2023   | Active                              | 5                       | 0                 | 0                   | 0.00%               | 5                       |                                       | 12                             | N                              | 4                               |                   | 07/2024                              |                 |               |  |  |
| 152664      | Sydney Turbans                                             | 09/23/2022   | Cancelled(8*)                       | 0                       | 0                 | 13                  | -100.00%            | 0                       | 1                                     | 1                              | N                              | None                            |                   | 12/2024                              |                 |               |  |  |
| 89666       | SYDNEY WARATAH                                             | 11/21/2005   | Active                              | 42                      | 11                | 6                   | 13.51%              | 41                      | 9                                     | 0                              | Y                              |                                 | N                 | 10/2025                              |                 |               |  |  |
|             | Exc Award (06/30/2021, 06/30/2022, 06/30/2023, 06/30/2024) |              |                                     |                         |                   |                     |                     |                         |                                       |                                |                                |                                 |                   |                                      |                 |               |  |  |
| 118299      | SYDNEY WEST                                                | 11/09/2012   | Active                              | 9                       | 1                 | 0                   | 12.50%              | 8                       |                                       | 5                              | Y                              |                                 |                   | 02/2025                              |                 |               |  |  |
| 153901      | The Hills Shire                                            | 03/16/2023   | Active(1)                           | 6                       | 1                 | 0                   | 20.00%              | 0                       |                                       | 5                              | Y                              | 2                               |                   | 09/2025                              |                 | \$2,068.18    |  |  |
| 35817       | TOONGABBIE SEVEN HILLS                                     | 06/29/1978   | Active                              | 24                      | 3                 | 2                   | 4.35%               | 23                      | 1                                     | 0                              | Y                              |                                 | N                 | 11/2025                              |                 | \$646.96      |  |  |
|             | Exc Award (06/30/2021, 06/30/2023, 06/30/2024)             |              |                                     |                         |                   |                     |                     |                         |                                       |                                |                                |                                 |                   |                                      |                 |               |  |  |
| 141177      | Turramurra                                                 | 03/12/2020   | Active                              | 9                       | 3                 | 2                   | 12.50%              | 10                      | 3                                     | 0                              | Y                              |                                 |                   | 12/2025                              |                 |               |  |  |
|             | Exc Award (06/30/2021)                                     |              |                                     |                         |                   |                     |                     |                         |                                       |                                |                                |                                 |                   |                                      |                 |               |  |  |
| 22604       | WEST PENNANT HILLS-CHERRYBROOK                             | 04/28/1964   | Active                              | 26                      | 0                 | 0                   | 0.00%               | 26                      |                                       | 1                              | Y                              | 5                               | R                 | 12/2025                              |                 | \$646.31      |  |  |
|             | Exc Award (06/30/2017, 06/30/2022, 06/30/2023)             |              |                                     |                         |                   |                     |                     |                         |                                       |                                |                                |                                 |                   |                                      |                 |               |  |  |
| 108759      | WESTERN SYDNEY                                             | 06/25/2010   | Active                              | 23                      | 9                 | 9                   | 0.00%               | 23                      | 11                                    | 2                              | Y                              | 3                               |                   | 12/2024                              |                 | \$2,068.18    |  |  |
| 29314       | WINSTON HILLS                                              | 05/03/1974   | Active                              | 18                      | 0                 | 1                   | -5.26%              | 20                      | 10                                    | 2                              | Y                              | 3                               | R                 | 11/2025                              |                 | \$1,307.10    |  |  |
|             | Exc Award (06/30/2018)                                     |              |                                     |                         |                   |                     |                     |                         |                                       |                                |                                |                                 |                   |                                      |                 |               |  |  |

Clubs Cancelled Previous Fiscal Year – Clubs Cancelled within last 12 months may be reinstated

| Club Number | Club Name            | Charter Date | Current Status* | Cancellation Date |
|-------------|----------------------|--------------|-----------------|-------------------|
| 153072      | Schofields Tallawong | 11/18/2022   | Cancelled(6*)   | 06/29/2025        |
| 152592      | Sydney Dragon Care   | 09/22/2022   | Cancelled(6*)   | 06/29/2025        |



## Club Health Assessment for District 201N5 through December 2025

INTERNATIONAL

| Club Number               | Club Name           | Charter Date              | Status                              |                             | Membership        |                     |                   |                            |                                       |                                      | Reports                          |                                  |                               |                                            | Finance                   | LCIF                       |                                  |                                                |    |
|---------------------------|---------------------|---------------------------|-------------------------------------|-----------------------------|-------------------|---------------------|-------------------|----------------------------|---------------------------------------|--------------------------------------|----------------------------------|----------------------------------|-------------------------------|--------------------------------------------|---------------------------|----------------------------|----------------------------------|------------------------------------------------|----|
|                           |                     |                           | Times in Status Quo in Past 2 Years | Current Member Count **     | YTD Members Added | YTD Members Dropped | YTD Net Growth*** | Member Count 1 Year Ago    | Dropped Members Avg.Length of Service | Months Since Membership Update       | Current Officers Reported ****   | Current President Repeated Term  | VP Reported *****             | Last Date Reported Service (mm/yyyy)       | Account Balance           | YTD Donations              |                                  |                                                |    |
| Current Total Clubs Count | YTD New Clubs Count | YTD Cancelled Clubs Count | YTD Net Club Gain                   | Current Total Members Count | YTD Add           | YTD Drop            | YTD Net Growth %  | Member Count 12 Months Ago | Average Member Count Per Club         | % of Clubs with less than 20 members | % No Officer Report in 12 Months | % of Clubs with balance 90+ days | Number of Clubs in Status Quo | % Status Quo Clubs in Financial Suspension | Number of Cancelled Clubs | Average Cancelled Club Age | Members Lost Due to Cancellation | % of Clubs Cancelled for Non-Financial Reasons |    |
| 83                        | 3                   | 1                         | 2                                   | 1,750                       | 258               | 244                 | 14                | 0.81%                      | 1,834                                 | 21                                   | 59%                              | 0%                               | 0%                            | 0                                          | 0%                        | 1                          | 9                                | 13                                             | 0% |

\* - P - Priority Club. Cancellation Reasons: 1-Objectives/conduct, 2-Non-active club, 5-Non-existing club, 6-Disbanding, 7-Merger, 8-Financial Suspension, 9-District/Multiple District Dues.

\*\* Red denotes below 15 active members.

\*\*\* Red denotes 20% + loss.

\*\*\*\* Y - all 3 (President, Secretary, Treasurer) club officers reported, N - not all 3 reported.

\*\*\*\*\* Abbreviation: N-New, IP-Immediate Past, R-Repeat.



# Club Health Assessment for District 201Q1 through December 2025

|                                    |                                 |              | Status                              | Membership              |                   |                     |                     |                         | Reports                               |                                |                                |                                 | Finance           |                                      | LCIF            |               |  |
|------------------------------------|---------------------------------|--------------|-------------------------------------|-------------------------|-------------------|---------------------|---------------------|-------------------------|---------------------------------------|--------------------------------|--------------------------------|---------------------------------|-------------------|--------------------------------------|-----------------|---------------|--|
| Club Number                        | Club Name                       | Charter Date | Times in Status Quo in Past 2 Years | Current Member Count ** | YTD Members Added | YTD Members Dropped | YTD Net Growth% *** | Member Count 1 Year Ago | Dropped Members Avg.Length of Service | Months Since Membership Update | Current Officers Reported **** | Current President Repeated Term | VP Reported ***** | Last Date Reported Service (mm/yyyy) | Account Balance | YTD Donations |  |
| Clubs more than two years old      |                                 |              |                                     |                         |                   |                     |                     |                         |                                       |                                |                                |                                 |                   |                                      |                 |               |  |
| 65265                              | ALGESTER PARKINSON INC.         | 04/23/2002   | Active                              | 22                      | 1                 | 2                   | -4.35%              | 26                      | 4                                     | 1                              | Y                              | 3                               | N                 | 12/2025                              | 90+ Days        | \$323.48      |  |
| 77721                              | APPLE MAC USERS OF QLD          | 01/22/2004   | Active                              | 13                      | 0                 | 0                   | 0.00%               | 16                      |                                       | 7                              | N                              | 3                               |                   | 03/2025                              |                 |               |  |
| 36601                              | ASHMORE L C                     | 02/16/1979   | P- Active                           | 4                       | 0                 | 0                   | 0.00%               | 8                       |                                       | 6                              | Y                              | 3                               |                   | 11/2024                              |                 |               |  |
| 22233                              | BALLINA                         | 10/28/1952   | Active                              | 16                      | 0                 | 1                   | -5.88%              | 18                      | 10                                    | 2                              | Y                              | 3                               | N                 | 12/2025                              |                 |               |  |
| 47724                              | BALLINA EAST                    | 09/21/1987   | P- Active                           | 7                       | 1                 | 0                   | 16.67%              | 6                       |                                       | 3                              | Y                              | 5                               |                   | 12/2025                              |                 |               |  |
| 29885                              | BANGALOW                        | 10/31/1974   | Active                              | 28                      | 2                 | 1                   | 3.70%               | 27                      | 12                                    | 3                              | Y                              |                                 | N                 | 11/2024                              |                 |               |  |
| 22234                              | BEAUDESERT                      | 03/16/1960   | Active                              | 18                      | 0                 | 2                   | -10.00%             | 22                      | 9                                     | 1                              | Y                              | 2                               |                   | 12/2025                              |                 |               |  |
| 22236                              | BOONAH                          | 02/15/1965   | Active                              | 18                      | 3                 | 3                   | 0.00%               | 18                      | 13                                    | 2                              | Y                              | 3                               |                   | 11/2024                              |                 |               |  |
| 23057                              | BRISBANE CAMP HILL CARINDALE    | 04/27/1966   | Active                              | 18                      | 2                 | 2                   | 0.00%               | 19                      | 7                                     | 0                              | Y                              |                                 |                   | 12/2025                              |                 |               |  |
| 57718                              | BRISBANE CHINESE                | 01/08/1996   | Active                              | 47                      | 1                 | 2                   | -2.08%              | 48                      | 3                                     | 0                              | Y                              |                                 | N                 | 05/2025                              |                 |               |  |
| Exc Award (06/30/2021, 06/30/2023) |                                 |              |                                     |                         |                   |                     |                     |                         |                                       |                                |                                |                                 |                   |                                      |                 |               |  |
| 23072                              | BRISBANE EKIBIN                 | 11/22/1966   | Active                              | 8                       | 0                 | 0                   | 0.00%               | 5                       |                                       | 7                              | N                              | 6                               |                   | 03/2025                              | \$1,292.61      |               |  |
| 63670                              | BRISBANE HELLENIC               | 11/07/2000   | Active                              | 12                      | 0                 | 2                   | -14.29%             | 18                      | 6                                     | 0                              | Y                              |                                 | R                 | 08/2025                              |                 |               |  |
| Exc Award (06/30/2020)             |                                 |              |                                     |                         |                   |                     |                     |                         |                                       |                                |                                |                                 |                   |                                      |                 |               |  |
| 23056                              | BRISBANE HOLLAND PARK           | 10/09/1968   | Active                              | 24                      | 2                 | 0                   | 9.09%               | 27                      |                                       | 4                              | Y                              |                                 | R                 | 12/2025                              |                 |               |  |
| Exc Award (06/30/2024)             |                                 |              |                                     |                         |                   |                     |                     |                         |                                       |                                |                                |                                 |                   |                                      |                 |               |  |
| 23062                              | BRISBANE MACGREGOR              | 11/01/1971   | Active                              | 43                      | 1                 | 3                   | -4.44%              | 46                      | 18                                    | 2                              | Y                              |                                 |                   | 06/2025                              |                 |               |  |
| 23061                              | BRISBANE MOOROOKA               | 05/17/1965   | Active                              | 20                      | 0                 | 0                   | 0.00%               | 20                      |                                       | 6                              | Y                              | 2                               | R                 | 01/2025                              |                 |               |  |
| Exc Award (06/30/2023)             |                                 |              |                                     |                         |                   |                     |                     |                         |                                       |                                |                                |                                 |                   |                                      |                 |               |  |
| 134369                             | Brisbane New Civitas            | 04/30/2018   | Active                              | 11                      | 1                 | 0                   | 10.00%              | 8                       |                                       | 0                              | Y                              |                                 |                   | 12/2025                              |                 |               |  |
| 33456                              | BRISBANE PINELANDS              | 03/15/1977   | Active                              | 16                      | 1                 | 2                   | -5.88%              | 17                      | 1                                     | 0                              | Y                              |                                 | R                 | 12/2025                              |                 |               |  |
| 153823                             | Brisbane Taiwanese              | 03/01/2023   | Active                              | 32                      | 0                 | 0                   | 0.00%               | 28                      |                                       | 8                              | Y                              |                                 |                   | 10/2025                              | \$1,201.85      |               |  |
| Exc Award (06/30/2024)             |                                 |              |                                     |                         |                   |                     |                     |                         |                                       |                                |                                |                                 |                   |                                      |                 |               |  |
| 132379                             | Brisbane Zhong Hua              | 08/18/2017   | Active                              | 36                      | 0                 | 0                   | 0.00%               | 36                      |                                       | 4                              | Y                              |                                 | N                 | 11/2024                              | \$1,292.61      |               |  |
| 22238                              | BRUNSWICK MULLUMBIMBY           | 09/02/1952   | Active                              | 8                       | 0                 | 2                   | -20.00%             | 10                      | 22                                    | 0                              | Y                              | 7                               | R                 | 08/2025                              |                 |               |  |
| Exc Award (06/30/2018)             |                                 |              |                                     |                         |                   |                     |                     |                         |                                       |                                |                                |                                 |                   |                                      |                 |               |  |
| 22239                              | BURLEIGH HEADS                  | 05/26/1957   | Active                              | 23                      | 5                 | 4                   | 4.55%               | 20                      | 16                                    | 1                              | Y                              | 3                               | R                 | 06/2025                              |                 |               |  |
| 30741                              | CABARITA BEACH POTTSVILLE BEACH | 05/15/1975   | Active                              | 15                      | 0                 | 0                   | 0.00%               | 13                      |                                       | 6                              | Y                              | 2                               |                   | 12/2025                              |                 |               |  |




# Club Health Assessment for District 201Q1 through December 2025

|                                                |                                 |              | Status                              | Membership              |                   |                     |                     |                         |                                       | Reports                        |                                |                                 |                   | Finance                              | LCIF            |               |  |  |
|------------------------------------------------|---------------------------------|--------------|-------------------------------------|-------------------------|-------------------|---------------------|---------------------|-------------------------|---------------------------------------|--------------------------------|--------------------------------|---------------------------------|-------------------|--------------------------------------|-----------------|---------------|--|--|
| Club Number                                    | Club Name                       | Charter Date | Times in Status Quo in Past 2 Years | Current Member Count ** | YTD Members Added | YTD Members Dropped | YTD Net Growth% *** | Member Count 1 Year Ago | Dropped Members Avg.Length of Service | Months Since Membership Update | Current Officers Reported **** | Current President Repeated Term | VP Reported ***** | Last Date Reported Service (mm/yyyy) | Account Balance | YTD Donations |  |  |
| 64217                                          | CALAMVALE                       | 04/26/2001   | Active                              | 5                       | 1                 | 1                   | 0.00%               | 6                       | 21                                    | 0                              | Y                              |                                 |                   | 09/2025                              | 90+ Days        | \$32.68       |  |  |
| Exc Award (06/30/2020)                         |                                 |              |                                     |                         |                   |                     |                     |                         |                                       |                                |                                |                                 |                   |                                      |                 |               |  |  |
| 23070                                          | CAPALABA                        | 05/12/1971   | Active                              | 20                      | 0                 | 1                   | -4.76%              | 18                      | 2                                     | 0                              | Y                              |                                 | N                 | 11/2025                              |                 |               |  |  |
| 108217                                         | CARRARA                         | 05/10/2010   | Active                              | 9                       | 2                 | 0                   | 28.57%              | 13                      |                                       | 2                              | Y                              | 2                               |                   | 08/2025                              |                 |               |  |  |
| 22240                                          | CASINO                          | 10/27/1952   | Active                              | 17                      | 1                 | 1                   | 0.00%               | 15                      | 18                                    | 3                              | Y                              |                                 |                   | 01/2025                              |                 |               |  |  |
| 22244                                          | COOLANGATTA-TWEED HEADS         | 10/14/1952   | Active                              | 11                      | 1                 | 0                   | 10.00%              | 9                       |                                       | 5                              | Y                              | 2                               | N                 | 12/2025                              |                 |               |  |  |
| 59820                                          | FASSIFERN                       | 06/30/1997   | Active                              | 7                       | 0                 | 0                   | 0.00%               | 7                       |                                       | 17                             | N                              | None                            |                   | 11/2024                              |                 |               |  |  |
| 34469                                          | Gold Coast Redlands Gawrehma    | 09/07/1977   | Active                              | 3                       | 0                 | 0                   | 0.00%               | 5                       |                                       | 6                              | Y                              |                                 |                   | 11/2024                              |                 |               |  |  |
| 111060                                         | GOLD COAST TALLEBUDGERA         | 05/12/2011   | Active                              | 28                      | 0                 | 3                   | -9.68%              | 34                      | 10                                    | 0                              | Y                              | 5                               | N                 | 10/2025                              |                 |               |  |  |
| Exc Award (06/30/2018, 06/30/2020, 06/30/2023) |                                 |              |                                     |                         |                   |                     |                     |                         |                                       |                                |                                |                                 |                   |                                      |                 |               |  |  |
| 22247                                          | GOONDIWINDI                     | 06/29/1965   | Active                              | 22                      | 0                 | 9                   | -29.03%             | 31                      | 11                                    | 3                              | Y                              |                                 |                   | 11/2024                              |                 |               |  |  |
| 109568                                         | GOONELLABAH                     | 11/03/2010   | Active                              | 15                      | 1                 | 3                   | -11.76%             | 18                      | 12                                    | 0                              | Y                              | 10                              | R                 | 09/2025                              |                 |               |  |  |
| WOLLONGBAR & DISTRICTS                         |                                 |              |                                     |                         |                   |                     |                     |                         |                                       |                                |                                |                                 |                   |                                      |                 |               |  |  |
| 106001                                         | GREATER MOUNT GRAVATT MANSFIELD | 06/24/2009   | Active                              | 15                      | 0                 | 0                   | 0.00%               | 11                      |                                       | 2                              | Y                              | 3                               | N                 | 12/2025                              |                 | \$52.09       |  |  |
| 65225                                          | GRIFFITH UNIVERSITY             | 04/09/2002   | Active                              | 12                      | 0                 | 0                   | 0.00%               | 12                      |                                       | 3                              | Y                              | 2                               |                   | 10/2025                              |                 | \$130.71      |  |  |
| 42000                                          | HARRISVILLE                     | 11/19/1982   | Active                              | 37                      | 0                 | 0                   | 0.00%               | 37                      |                                       | 5                              | N                              |                                 |                   | 11/2024                              |                 | \$6,463.06    |  |  |
| 41381                                          | HELENSVALE                      | 05/13/1982   | Active                              | 28                      | 2                 | 0                   | 7.69%               | 29                      |                                       | 0                              | Y                              |                                 | N                 | 12/2025                              |                 | \$1,314.74    |  |  |
| Exc Award (06/30/2021, 06/30/2023)             |                                 |              |                                     |                         |                   |                     |                     |                         |                                       |                                |                                |                                 |                   |                                      |                 |               |  |  |
| 22248                                          | INGLEWOOD                       | 12/28/1971   | Active                              | 17                      | 0                 | 0                   | 0.00%               | 10                      |                                       | 9                              | Y                              | 2                               |                   | 11/2024                              |                 |               |  |  |
| 43255                                          | KILLARNEY                       | 12/16/1983   | Active                              | 14                      | 0                 | 0                   | 0.00%               | 18                      |                                       | 6                              | Y                              |                                 |                   | 11/2024                              |                 |               |  |  |
| 22251                                          | KINGSCLIFF                      | 09/12/1957   | Active                              | 21                      | 3                 | 0                   | 16.67%              | 18                      |                                       | 2                              | Y                              | 2                               |                   | 01/2025                              |                 |               |  |  |
| 22252                                          | KYOGLE                          | 08/26/1952   | Active                              | 23                      | 2                 | 3                   | -4.17%              | 26                      | 15                                    | 4                              | Y                              | 2                               |                   | 06/2025                              |                 |               |  |  |
| 66540                                          | LENNOX HEAD                     | 08/13/2002   | Active                              | 29                      | 2                 | 1                   | 3.57%               | 28                      | 12                                    | 2                              | Y                              | 5                               | R                 | 12/2025                              |                 |               |  |  |
| 22253                                          | LISMORE                         | 07/01/1947   | Active                              | 30                      | 0                 | 0                   | 0.00%               | 30                      |                                       | 5                              | Y                              |                                 | N                 | 10/2025                              |                 | \$646.31      |  |  |
| 38918                                          | LISMORE CITY L C                | 09/05/1980   | Active                              | 15                      | 0                 | 0                   | 0.00%               | 15                      |                                       | 20                             | Y                              | 2                               | R                 | 11/2024                              |                 |               |  |  |
| 131085                                         | Logan Underwood                 | 05/25/2017   | Active                              | 23                      | 0                 | 0                   | 0.00%               | 24                      |                                       | 6                              | Y                              | 3                               |                   | 05/2025                              |                 |               |  |  |
| 56782                                          | LOGAN VILLAGE                   | 04/12/1995   | Active                              | 52                      | 3                 | 7                   | -7.14%              | 53                      | 2                                     | 0                              | Y                              |                                 | N                 | 11/2024                              |                 |               |  |  |
| Exc Award (06/30/2021)                         |                                 |              |                                     |                         |                   |                     |                     |                         |                                       |                                |                                |                                 |                   |                                      |                 |               |  |  |



## Club Health Assessment for District 201Q1 through December 2025

|  |                            |              | Status                              | Membership              |                   |                     |                     |                         |                                       | Reports                        |                                |                                 |                   | Finance                              | LCIF            |               |
|----------------------------------------------------------------------------------|----------------------------|--------------|-------------------------------------|-------------------------|-------------------|---------------------|---------------------|-------------------------|---------------------------------------|--------------------------------|--------------------------------|---------------------------------|-------------------|--------------------------------------|-----------------|---------------|
| Club Number                                                                      | Club Name                  | Charter Date | Times in Status Quo in Past 2 Years | Current Member Count ** | YTD Members Added | YTD Members Dropped | YTD Net Growth% *** | Member Count 1 Year Ago | Dropped Members Avg.Length of Service | Months Since Membership Update | Current Officers Reported **** | Current President Repeated Term | VP Reported ***** | Last Date Reported Service (mm/yyyy) | Account Balance | YTD Donations |
| 84242                                                                            | MACLEAY ISLAND             | 10/15/2004   | Active                              | 42                      | 24                | 1                   | 121.05%             | 19                      | 9                                     | 0                              | Y                              | 3                               | R                 | 11/2024                              | 90+ Days        |               |
| 43911                                                                            | MUDGEERABA                 | 05/04/1984   | Active                              | 40                      | 13                | 4                   | 29.03%              | 25                      | 5                                     | 0                              | Y                              | 5                               |                   | 12/2025                              |                 |               |
| 22258                                                                            | MURWILLUMBAH               | 08/03/1948   | Active                              | 22                      | 0                 | 0                   | 0.00%               | 22                      |                                       | 6                              | Y                              |                                 | IP                | 11/2024                              |                 |               |
| 22261                                                                            | PALM BEACH CURRUMBIN       | 05/26/1957   | Active                              | 25                      | 2                 | 5                   | -10.71%             | 28                      | 25                                    | 2                              | N                              | 2                               |                   | 11/2024                              |                 |               |
| 52651                                                                            | REDLAND BAY-VICTORIA POINT | 03/05/1992   | Active                              | 13                      | 0                 | 0                   | 0.00%               | 19                      |                                       | 6                              | Y                              |                                 |                   | 11/2025                              |                 |               |
| 23083                                                                            | REDLAND CITY, INC. L C     | 06/29/1966   | Active                              | 15                      | 7                 | 1                   | 66.67%              | 9                       | 20                                    | 0                              | Y                              |                                 | R                 | 11/2024                              |                 |               |
| 49134                                                                            | ROBINA                     | 01/05/1989   | Active                              | 33                      | 0                 | 0                   | 0.00%               | 31                      |                                       | 3                              | Y                              |                                 |                   | 11/2025                              |                 |               |
| Exc Award (06/30/2017)                                                           |                            |              |                                     |                         |                   |                     |                     |                         |                                       |                                |                                |                                 |                   |                                      |                 |               |
| 23084                                                                            | ROCHEDALE SPRINGWOOD       | 05/10/1972   | Active                              | 16                      | 0                 | 1                   | -5.88%              | 18                      | 3                                     | 4                              | Y                              | 12                              |                   | 12/2025                              |                 |               |
| 30616                                                                            | ROSEWOOD                   | 04/14/1975   | Active                              | 28                      | 3                 | 0                   | 12.00%              | 28                      |                                       | 3                              | Y                              |                                 |                   | 11/2024                              |                 |               |
| 30786                                                                            | RUNAWAY BAY                | 05/06/1975   | Active                              | 18                      | 3                 | 2                   | 5.88%               | 18                      | 33                                    | 0                              | Y                              |                                 | R                 | 11/2024                              |                 |               |
| Exc Award (06/30/2020)                                                           |                            |              |                                     |                         |                   |                     |                     |                         |                                       |                                |                                |                                 |                   |                                      |                 |               |
| 22264                                                                            | SOUTHPORT                  | 10/22/1952   | Active                              | 16                      | 1                 | 0                   | 6.67%               | 18                      |                                       | 2                              | Y                              | 7                               |                   | 11/2024                              | \$1,300.51      |               |
| 34880                                                                            | ST GEORGE                  | 12/30/1977   | Active                              | 11                      | 0                 | 0                   | 0.00%               | 13                      |                                       | 6                              | N                              |                                 |                   | 11/2024                              |                 |               |
| 22265                                                                            | STANTHORPE                 | 02/14/1961   | Active                              | 41                      | 5                 | 0                   | 13.89%              | 40                      |                                       | 3                              | Y                              |                                 | N                 | 02/2025                              |                 |               |
| 23086                                                                            | SUNNYBANK                  | 04/09/1963   | Active                              | 22                      | 1                 | 2                   | -4.35%              | 19                      | 1                                     | 2                              | Y                              |                                 | N                 | 12/2025                              |                 |               |
| 52761                                                                            | TAMBORINE MOUNTAIN         | 03/23/1992   | Active                              | 37                      | 0                 | 3                   | -7.50%              | 41                      | 5                                     | 0                              | Y                              | 2                               |                   | 12/2025                              |                 |               |
| Exc Award (06/30/2024)                                                           |                            |              |                                     |                         |                   |                     |                     |                         |                                       |                                |                                |                                 |                   |                                      |                 |               |
| 108936                                                                           | TAMBORINE VILLAGE          | 07/20/2010   | Active                              | 28                      | 1                 | 2                   | -3.45%              | 30                      | 8                                     | 1                              | Y                              | 2                               | N                 | 11/2025                              |                 |               |
| 22269                                                                            | TENTERFIELD                | 06/17/1966   | Active                              | 19                      | 4                 | 4                   | 0.00%               | 22                      | 9                                     | 0                              | Y                              | 2                               | N                 | 11/2025                              |                 |               |
| Exc Award (06/30/2021)                                                           |                            |              |                                     |                         |                   |                     |                     |                         |                                       |                                |                                |                                 |                   |                                      |                 |               |
| 22270                                                                            | TEXAS                      | 12/09/1961   | P- Active(1)                        | 3                       | 0                 | 0                   | 0.00%               | 3                       |                                       | 20                             | N                              | None                            |                   | 11/2024                              |                 |               |
| 136257                                                                           | Upper Coomera              | 08/22/2018   | Active                              | 8                       | 0                 | 0                   | 0.00%               | 9                       |                                       | 8                              | Y                              | 2                               |                   | 11/2025                              | \$656.17        |               |
| 22274                                                                            | WARWICK                    | 02/22/1958   | Active                              | 13                      | 1                 | 2                   | -7.14%              | 16                      | 3                                     | 1                              | Y                              |                                 | N                 | 08/2025                              |                 |               |

Clubs Cancelled Previous Fiscal Year – Clubs Cancelled within last 12 months may be reinstated

| Club Number | Club Name                     | Charter Date | Current Status* | Cancellation Date |
|-------------|-------------------------------|--------------|-----------------|-------------------|
| 47307       | BONALBO UPPER CLARENCE        | 05/06/1987   | Cancelled(6*)   | 06/29/2025        |
| 124336      | BRISBANE UNITED ASIA BUSINESS | 03/24/2015   | Cancelled(6*)   | 08/29/2024        |



# Club Health Assessment for District 201Q1 through December 2025

INTERNATIONAL

| Club Number               | Club Name           | Charter Date              | Status                              | Membership                  |                   |                     |                   |                         |                                       | Reports                        |                                      |                                  |                                  | Finance                              | LCIF                                       |                           |                            |                                  |                                                |
|---------------------------|---------------------|---------------------------|-------------------------------------|-----------------------------|-------------------|---------------------|-------------------|-------------------------|---------------------------------------|--------------------------------|--------------------------------------|----------------------------------|----------------------------------|--------------------------------------|--------------------------------------------|---------------------------|----------------------------|----------------------------------|------------------------------------------------|
|                           |                     |                           | Times in Status Quo in Past 2 Years | Current Member Count **     | YTD Members Added | YTD Members Dropped | YTD Net Growth*** | Member Count 1 Year Ago | Dropped Members Avg.Length of Service | Months Since Membership Update | Current Officers Reported ****       | Current President Repeated Term  | VP Reported *****                | Last Date Reported Service (mm/yyyy) | Account Balance                            | YTD Donations             |                            |                                  |                                                |
| 52156                     | ORMEAU              | 11/12/1991                | Cancelled(8*)                       | 06/29/2025                  |                   |                     |                   |                         |                                       |                                |                                      |                                  |                                  |                                      |                                            |                           |                            |                                  |                                                |
| Current Total Clubs Count | YTD New Clubs Count | YTD Cancelled Clubs Count | YTD Net Club Gain                   | Current Total Members Count | YTD Add           | YTD Drop            | YTD Net Growth    | YTD Net Growth %        | Member Count 12 Months Ago            | Average Member Count Per Club  | % of Clubs with less than 20 members | % No Officer Report in 12 Months | % of Clubs with balance 90+ days | Number of Clubs in Status Quo        | % Status Quo Clubs in Financial Suspension | Number of Cancelled Clubs | Average Cancelled Club Age | Members Lost Due to Cancellation | % of Clubs Cancelled for Non-Financial Reasons |
| 65                        | 0                   | 0                         | 0                                   | 1,342                       | 103               | 82                  | 21                | 1.59%                   | 1,351                                 | 21                             | 54%                                  | 3%                               | 5%                               | 0                                    | 0%                                         | 0                         | 0                          | 0                                | 0%                                             |

\* - P - Priority Club. Cancellation Reasons: 1-Objectives/conduct, 2-Non-active club, 5-Non-existing club, 6-Disbanding, 7-Merger, 8-Financial Suspension, 9-District/Multiple District Dues.  
\*\* Red denotes below 15 active members.  
\*\*\* Red denotes 20% + loss.  
\*\*\*\* Y - all 3 (President, Secretary, Treasurer) club officers reported, N - not all 3 reported.  
\*\*\*\*\* Abbreviation: N-New, IP-Immediate Past, R-Repeat.



## Club Health Assessment for District 201Q2 through December 2025

|                                                |                      |              | Status                              | Membership              |                   |                     |                     |                         |                                       | Reports                        |                                |                                 |                   | Finance                              |                 | LCIF          |
|------------------------------------------------|----------------------|--------------|-------------------------------------|-------------------------|-------------------|---------------------|---------------------|-------------------------|---------------------------------------|--------------------------------|--------------------------------|---------------------------------|-------------------|--------------------------------------|-----------------|---------------|
| Club Number                                    | Club Name            | Charter Date | Times in Status Quo in Past 2 Years | Current Member Count ** | YTD Members Added | YTD Members Dropped | YTD Net Growth% *** | Member Count 1 Year Ago | Dropped Members Avg.Length of Service | Months Since Membership Update | Current Officers Reported **** | Current President Repeated Term | VP Reported ***** | Last Date Reported Service (mm/yyyy) | Account Balance | YTD Donations |
| Clubs less than two years old                  |                      |              |                                     |                         |                   |                     |                     |                         |                                       |                                |                                |                                 |                   |                                      |                 |               |
| 171668                                         | Hela                 | 05/17/2024   | Active                              | 15                      | 0                 | 0                   | 0.00%               | 20                      |                                       | 6                              | Y                              | 3                               |                   | 12/2025                              |                 |               |
| Clubs more than two years old                  |                      |              |                                     |                         |                   |                     |                     |                         |                                       |                                |                                |                                 |                   |                                      |                 |               |
| 22608                                          | ATHERTON             | 02/24/1957   | Active                              | 24                      | 2                 | 1                   | 4.35%               | 22                      | 47                                    | 4                              | Y                              | 2                               | N                 | 12/2025                              |                 |               |
| 22609                                          | BABINDA              | 08/09/1971   | Active                              | 13                      | 1                 | 1                   | 0.00%               | 15                      | 48                                    | 2                              | Y                              |                                 |                   | 04/2025                              |                 |               |
| Exc Award (06/30/2017)                         |                      |              |                                     |                         |                   |                     |                     |                         |                                       |                                |                                |                                 |                   |                                      |                 |               |
| 109560                                         | BLUE RIVER MACKAY    | 11/11/2010   | Active                              | 7                       | 2                 | 6                   | -36.36%             | 13                      | 3                                     | 0                              | N                              | None                            |                   | 12/2025                              |                 |               |
| 23017                                          | BOWEN                | 03/30/1965   | Active                              | 9                       | 1                 | 0                   | 12.50%              | 8                       |                                       | 3                              | Y                              |                                 |                   | 10/2025                              | 90+ Days        |               |
| 22610                                          | CAIRNS               | 10/11/1956   | Active                              | 12                      | 1                 | 2                   | -7.69%              | 14                      | 9                                     | 0                              | N                              | 2                               |                   | 11/2025                              |                 |               |
| 22611                                          | CAIRNS BARRIER REEF  | 06/07/1961   | Active                              | 30                      | 2                 | 1                   | 3.45%               | 28                      | 1                                     | 0                              | Y                              |                                 | IP                | 12/2025                              |                 | \$218.61      |
| Exc Award (06/30/2021, 06/30/2023, 06/30/2024) |                      |              |                                     |                         |                   |                     |                     |                         |                                       |                                |                                |                                 |                   |                                      |                 |               |
| 138521                                         | Cairns Marlin Coast  | 06/10/2019   | Active                              | 18                      | 5                 | 0                   | 38.46%              | 15                      |                                       | 1                              | Y                              |                                 | IP                | 12/2025                              | 90+ Days        |               |
| Exc Award (06/30/2021, 06/30/2023)             |                      |              |                                     |                         |                   |                     |                     |                         |                                       |                                |                                |                                 |                   |                                      |                 |               |
| 22612                                          | CAIRNS TRINITY BAY   | 02/19/1963   | P- Active                           | 0                       | 0                 | 0                   | 0.00%               | 4                       |                                       | 10                             | N                              | None                            |                   | 11/2024                              |                 |               |
| 22613                                          | CARDWELL             | 03/27/1968   | Active                              | 18                      | 5                 | 2                   | 20.00%              | 15                      | 5                                     | 1                              | Y                              |                                 | N                 | 12/2025                              |                 |               |
| 23020                                          | CHARTERS TOWERS      | 03/17/1963   | Active                              | 18                      | 3                 | 2                   | 5.88%               | 17                      | 0                                     | 1                              | Y                              |                                 | IP                | 05/2025                              |                 |               |
| 23021                                          | CLONCURRY            | 11/16/1967   | Active                              | 10                      | 0                 | 0                   | 0.00%               | 10                      |                                       | 0                              | Y                              | 5                               |                   | 10/2025                              |                 |               |
| 23022                                          | COLLINSVILLE         | 09/23/1965   | Active                              | 11                      | 0                 | 3                   | -21.43%             | 15                      | 6                                     | 2                              | Y                              | 7                               | N                 | 11/2025                              |                 |               |
| 111149                                         | DALRYMPLE REGIONAL   | 06/01/2011   | Active                              | 11                      | 0                 | 3                   | -21.43%             | 14                      | 16                                    | 1                              | Y                              | 5                               | R                 | 12/2025                              |                 |               |
| 22614                                          | DIMBULAH             | 07/04/1961   | Active                              | 22                      | 0                 | 0                   | 0.00%               | 22                      |                                       | 6                              | Y                              |                                 | N                 | 07/2025                              |                 |               |
| 45172                                          | EDMONTON             | 06/30/1985   | Active                              | 13                      | 0                 | 1                   | -7.14%              | 12                      | 16                                    | 2                              | Y                              |                                 |                   | 12/2025                              |                 |               |
| 37084                                          | ENDEAVOUR L C        | 05/09/1979   | Active                              | 18                      | 1                 | 13                  | -40.00%             | 28                      | 4                                     | 2                              | Y                              | 3                               | R                 | 05/2023                              |                 |               |
| 22615                                          | GORDONVALE           | 08/21/1968   | Active                              | 23                      | 1                 | 0                   | 4.55%               | 20                      |                                       | 4                              | Y                              |                                 |                   | 06/2025                              | 90+ Days        |               |
| 67423                                          | HERBERTON            | 03/11/2003   | Active                              | 6                       | 0                 | 3                   | -33.33%             | 9                       | 13                                    | 5                              | Y                              |                                 |                   | 08/2025                              |                 |               |
| 145268                                         | Herberton Lioness    | 03/04/2021   | Active                              | 2                       | 0                 | 3                   | -60.00%             | 5                       | 4                                     | 0                              | N                              | None                            |                   | 12/2025                              |                 |               |
| 23030                                          | HOME HILL - AYR INC. | 11/11/1963   | Active                              | 23                      | 1                 | 5                   | -14.81%             | 26                      | 7                                     | 4                              | Y                              |                                 | N                 | 12/2025                              |                 | \$1,000.32    |
| Exc Award (06/30/2023)                         |                      |              |                                     |                         |                   |                     |                     |                         |                                       |                                |                                |                                 |                   |                                      |                 |               |
| 124969                                         | Hughenden            | 06/12/2015   | Active                              | 14                      | 0                 | 0                   | 0.00%               | 17                      |                                       | 6                              | Y                              | 3                               | R                 | 09/2025                              |                 |               |




# Club Health Assessment for District 201Q2 through December 2025

|                                    |                                |              | Status                              | Membership              |                   |                     |                     |                         |                                       | Reports                        |                                |                                 |                   | Finance                              | LCIF            |               |
|------------------------------------|--------------------------------|--------------|-------------------------------------|-------------------------|-------------------|---------------------|---------------------|-------------------------|---------------------------------------|--------------------------------|--------------------------------|---------------------------------|-------------------|--------------------------------------|-----------------|---------------|
| Club Number                        | Club Name                      | Charter Date | Times in Status Quo in Past 2 Years | Current Member Count ** | YTD Members Added | YTD Members Dropped | YTD Net Growth% *** | Member Count 1 Year Ago | Dropped Members Avg.Length of Service | Months Since Membership Update | Current Officers Reported **** | Current President Repeated Term | VP Reported ***** | Last Date Reported Service (mm/yyyy) | Account Balance | YTD Donations |
| 22617                              | INGHAM                         | 12/05/1961   | Active                              | 39                      | 1                 | 4                   | -7.14%              | 39                      | 11                                    | 0                              | Y                              |                                 | N                 | 11/2025                              |                 | \$967.91      |
| 143726                             | Innisfail Lioness              | 11/30/2020   | Active                              | 28                      | 0                 | 4                   | -12.50%             | 33                      | 4                                     | 1                              | Y                              | 4                               |                   | 11/2025                              |                 |               |
| Exc Award (06/30/2023)             |                                |              |                                     |                         |                   |                     |                     |                         |                                       |                                |                                |                                 |                   |                                      |                 |               |
| 23032                              | JULIA CREEK                    | 06/23/1964   | Active                              | 12                      | 0                 | 0                   | 0.00%               | 9                       |                                       | 6                              | Y                              |                                 | IP                | 11/2023                              |                 |               |
| 110870                             | LAE                            | 04/28/2011   | Active                              | 7                       | 0                 | 0                   | 0.00%               | 7                       |                                       | 21                             | Y                              | 7                               |                   | 10/2013                              |                 |               |
| 146294                             | Lae Lioness                    | 05/21/2021   | Active                              | 7                       | 0                 | 0                   | 0.00%               | 7                       |                                       | 16                             | Y                              | 4                               | R                 | 11/2023                              |                 |               |
| 23033                              | LEICHHARDT                     | 02/15/1972   | Active                              | 6                       | 0                 | 2                   | -25.00%             | 15                      | 3                                     | 0                              | N                              | None                            |                   | 06/2023                              |                 |               |
| 22621                              | LOWER HERBERT HALIFAX          | 05/01/1963   | Active                              | 16                      | 0                 | 0                   | 0.00%               | 16                      |                                       | 8                              | Y                              | 4                               | R                 | 08/2025                              |                 |               |
| 23035                              | MACKAY                         | 10/07/1961   | Active                              | 23                      | 0                 | 2                   | -8.00%              | 24                      | 21                                    | 0                              | Y                              |                                 | R                 | 12/2025                              |                 |               |
| Exc Award (06/30/2019)             |                                |              |                                     |                         |                   |                     |                     |                         |                                       |                                |                                |                                 |                   |                                      |                 |               |
| 35408                              | MACKAY NORTHERN BEACHES        | 04/20/1978   | P- Active                           | 9                       | 0                 | 0                   | 0.00%               | 7                       |                                       | 8                              | Y                              | 3                               |                   | 09/2025                              |                 | \$489.49      |
| 121379                             | Madang                         | 02/18/2014   | Active                              | 9                       | 0                 | 0                   | 0.00%               | 9                       |                                       | 18                             | Y                              | 12                              |                   | 04/2016                              |                 |               |
| 23037                              | MAGNETIC ISLAND                | 09/24/1962   | Active                              | 6                       | 0                 | 0                   | 0.00%               | 6                       |                                       | 8                              | Y                              | 24                              |                   | 01/2012                              |                 |               |
| 22622                              | MALANDA                        | 12/16/1964   | Active                              | 24                      | 0                 | 0                   | 0.00%               | 20                      |                                       | 4                              | Y                              | 8                               |                   | 09/2025                              |                 |               |
| 22623                              | MAREEBA                        | 09/04/1958   | Active                              | 35                      | 8                 | 1                   | 25.00%              | 24                      | 2                                     | 0                              | Y                              | 3                               |                   | 12/2025                              |                 |               |
| 22624                              | MILLAA MILLAA                  | 08/10/1967   | Active                              | 26                      | 2                 | 0                   | 8.33%               | 24                      |                                       | 0                              | Y                              |                                 | N                 | 11/2025                              |                 |               |
| 40166                              | MIRANI SUGAR VALLEY            | 06/30/1981   | Active                              | 25                      | 3                 | 1                   | 8.70%               | 23                      | 1                                     | 2                              | Y                              |                                 | IP                | 09/2025                              |                 |               |
| 37859                              | MISSION BEACH                  | 12/26/1979   | Active                              | 14                      | 1                 | 2                   | -6.67%              | 16                      | 46                                    | 0                              | Y                              |                                 | N                 | 12/2025                              |                 |               |
| 22625                              | MOSSMAN                        | 10/23/1962   | P- Active                           | 0                       | 0                 | 0                   | 0.00%               | 0                       |                                       | 21                             | N                              | None                            |                   | 03/2019                              |                 |               |
| 145747                             | North Queensland All Abilities | 03/25/2021   | Active                              | 4                       | 0                 | 0                   | 0.00%               | 6                       |                                       | 6                              | N                              | None                            |                   | 07/2024                              |                 |               |
| 108126                             | PORT MORESBY CITY              | 04/19/2010   | Active                              | 18                      | 3                 | 3                   | 0.00%               | 18                      | 2                                     | 4                              | Y                              |                                 | R                 | 03/2023                              | 90+ Days        | \$882.38      |
| 23041                              | PROSERPINE                     | 11/20/1968   | Active                              | 35                      | 0                 | 0                   | 0.00%               | 42                      |                                       | 2                              | Y                              | 2                               | R                 | 12/2025                              |                 |               |
| Exc Award (06/30/2023, 06/30/2024) |                                |              |                                     |                         |                   |                     |                     |                         |                                       |                                |                                |                                 |                   |                                      |                 |               |
| 145545                             | Queensland Multicultural       | 03/17/2021   | P- Active                           | 0                       | 0                 | 0                   | 0.00%               | 0                       |                                       | 12                             | N                              | None                            |                   | 11/2022                              |                 |               |
| 43912                              | RAVENSHOE & DISTRICT           | 05/22/1984   | Active                              | 6                       | 0                 | 1                   | -14.29%             | 8                       | 48                                    | 5                              | Y                              | 2                               |                   | 07/2025                              |                 |               |
| 23042                              | RICHMOND                       | 04/22/1963   | Active                              | 9                       | 0                 | 1                   | -10.00%             | 10                      | 45                                    | 3                              | Y                              | 5                               |                   | 10/2023                              |                 |               |
| 98837                              | ROLLINGSTONE AND DISTRICT      | 03/22/2007   | Active                              | 23                      | 1                 | 3                   | -8.00%              | 25                      | 1                                     | 1                              | Y                              |                                 |                   | 10/2025                              |                 |               |
| Exc Award (06/30/2023, 06/30/2025) |                                |              |                                     |                         |                   |                     |                     |                         |                                       |                                |                                |                                 |                   |                                      |                 |               |
| 33375                              | SARINA                         | 02/09/1977   | Active                              | 17                      | 0                 | 0                   | 0.00%               | 16                      |                                       | 5                              | N                              | None                            |                   | 03/2023                              |                 |               |



## Club Health Assessment for District 201Q2 through December 2025

|  |                              |                           |                                     |                             |         | Status                  |                   |                     |                            |                               | Membership                            |                                  |                                  |                                 |                                            | Reports                              |                            |                                  |                                                | Finance |  | LCIF |
|----------------------------------------------------------------------------------|------------------------------|---------------------------|-------------------------------------|-----------------------------|---------|-------------------------|-------------------|---------------------|----------------------------|-------------------------------|---------------------------------------|----------------------------------|----------------------------------|---------------------------------|--------------------------------------------|--------------------------------------|----------------------------|----------------------------------|------------------------------------------------|---------|--|------|
| Club Number                                                                      | Club Name                    | Charter Date              | Times in Status Quo in Past 2 Years |                             |         | Current Member Count ** | YTD Members Added | YTD Members Dropped | YTD Net Growth% ***        | Member Count 1 Year Ago       | Dropped Members Avg.Length of Service | Months Since Membership Update   | Current Officers Reported ****   | Current President Repeated Term | VP Reported *****                          | Last Date Reported Service (mm/yyyy) | Account Balance            | YTD Donations                    |                                                |         |  |      |
| 43913                                                                            | TABUBIL                      | 05/15/1984                | Active                              |                             |         | 29                      | 0                 | 0                   | 0.00%                      | 29                            |                                       | 21                               | Y                                | 14                              |                                            |                                      |                            |                                  |                                                |         |  |      |
| 60800                                                                            | THURINGOWA ALICE RIVER       | 05/19/1998                | Active                              |                             |         | 14                      | 0                 | 1                   | -6.67%                     | 16                            | 13                                    | 0                                | Y                                | 2                               | N                                          | 12/2025                              |                            |                                  |                                                |         |  |      |
| 36602                                                                            | TOLGA & DISTRICT L C         | 02/16/1979                | Active                              |                             |         | 12                      | 0                 | 0                   | 0.00%                      | 11                            |                                       | 7                                | Y                                | 5                               | R                                          | 10/2025                              |                            |                                  |                                                |         |  |      |
| 60734                                                                            | TOWNSVILLE BARRIER REEF      | 05/07/1998                | Active                              |                             |         | 11                      | 0                 | 0                   | 0.00%                      | 10                            |                                       | 5                                | Y                                | 6                               |                                            | 12/2025                              |                            | \$980.32                         |                                                |         |  |      |
| 23048                                                                            | TOWNSVILLE CASTLE HILL       | 08/01/1962                | Active                              |                             |         | 43                      | 1                 | 6                   | -10.42%                    | 51                            | 8                                     | 1                                | Y                                |                                 | R                                          | 11/2025                              |                            | \$98.42                          |                                                |         |  |      |
| Exc Award (06/30/2023, 06/30/2024)                                               |                              |                           |                                     |                             |         |                         |                   |                     |                            |                               |                                       |                                  |                                  |                                 |                                            |                                      |                            |                                  |                                                |         |  |      |
| 116711                                                                           | TOWNSVILLE CENTRAL           | 05/02/2012                | Active                              |                             |         | 9                       | 0                 | 1                   | -10.00%                    | 10                            | 8                                     | 2                                | Y                                | 10                              | R                                          | 06/2025                              |                            |                                  |                                                |         |  |      |
| 23049                                                                            | TOWNSVILLE CLEVELAND BAY INC | 07/01/1960                | Active                              |                             |         | 10                      | 5                 | 1                   | 66.67%                     | 4                             | 0                                     | 0                                | Y                                | 4                               |                                            | 12/2025                              | 90+ Days                   |                                  |                                                |         |  |      |
| 141666                                                                           | Townsville Lioness           | 06/09/2020                | Active                              |                             |         | 14                      | 2                 | 1                   | 7.69%                      | 12                            | 0                                     | 3                                | Y                                | 4                               |                                            | 11/2025                              |                            |                                  |                                                |         |  |      |
| 23050                                                                            | TOWNSVILLE MT STUART         | 01/19/1967                | Active                              |                             |         | 20                      | 1                 | 2                   | -4.76%                     | 20                            | 19                                    | 3                                | Y                                |                                 |                                            | 11/2025                              |                            | \$99.73                          |                                                |         |  |      |
| 45803                                                                            | TOWNSVILLE NORTHERN SUBURBS  | 02/10/1986                | Active                              |                             |         | 31                      | 2                 | 3                   | -3.13%                     | 31                            | 19                                    | 0                                | Y                                |                                 | N                                          | 11/2025                              |                            | \$264.89                         |                                                |         |  |      |
| Exc Award (06/30/2023)                                                           |                              |                           |                                     |                             |         |                         |                   |                     |                            |                               |                                       |                                  |                                  |                                 |                                            |                                      |                            |                                  |                                                |         |  |      |
| 31311                                                                            | TOWNSVILLE ROSS VALLEY       | 10/31/1975                | Active                              |                             |         | 17                      | 2                 | 1                   | 6.25%                      | 17                            | 0                                     | 2                                | Y                                |                                 | N                                          | 11/2025                              |                            | \$656.17                         |                                                |         |  |      |
| 22630                                                                            | TULLY                        | 03/08/1971                | Active                              |                             |         | 16                      | 1                 | 0                   | 6.67%                      | 16                            |                                       | 3                                | Y                                |                                 | N                                          | 12/2025                              |                            | \$656.17                         |                                                |         |  |      |
| 22634                                                                            | WEIPA                        | 03/04/1970                | Active                              |                             |         | 5                       | 0                 | 0                   | 0.00%                      | 5                             |                                       | 21                               | N                                | None                            |                                            | 01/2015                              |                            |                                  |                                                |         |  |      |
| 23046                                                                            | WHITSUNDAY L C               | 07/20/1971                | Active                              |                             |         | 22                      | 1                 | 0                   | 4.76%                      | 19                            |                                       | 5                                | Y                                | 4                               |                                            | 12/2025                              |                            | \$1,953.39                       |                                                |         |  |      |
| 45173                                                                            | YUNGABURRA                   | 06/07/1985                | Active                              |                             |         | 11                      | 0                 | 1                   | -8.33%                     | 12                            | 17                                    | 2                                | Y                                | 2                               | R                                          | 11/2025                              |                            |                                  |                                                |         |  |      |
| 144341                                                                           | Yungaburra Lioness           | 02/19/2021                | Active                              |                             |         | 9                       | 1                 | 1                   | 0.00%                      | 9                             | 8                                     | 0                                | Y                                |                                 |                                            | 10/2025                              |                            |                                  |                                                |         |  |      |
|                                                                                  |                              |                           |                                     |                             |         |                         |                   |                     |                            |                               |                                       |                                  |                                  |                                 |                                            |                                      |                            |                                  |                                                |         |  |      |
| Current Total Clubs Count                                                        | YTD New Clubs Count          | YTD Cancelled Clubs Count | YTD Net Club Gain                   | Current Total Members Count | YTD Add | YTD Drop                | YTD Net Growth    | YTD Net Growth %    | Member Count 12 Months Ago | Average Member Count Per Club | % of Clubs with less than 20 members  | % No Officer Report in 12 Months | % of Clubs with balance 90+ days | Number of Clubs in Status Quo   | % Status Quo Clubs in Financial Suspension | Number of Cancelled Clubs            | Average Cancelled Club Age | Members Lost Due to Cancellation | % of Clubs Cancelled for Non-Financial Reasons |         |  |      |
| 63                                                                               | 0                            | 0                         | 0                                   | 988                         | 60      | 88                      | -28               | -2.76%              | 1,025                      | 16                            | 70%                                   | 0%                               | 8%                               | 0                               | 0%                                         | 0                                    | 0                          | 0                                | 0%                                             |         |  |      |

\* - P - Priority Club. Cancellation Reasons: 1-Objectives/conduct, 2-Non-active club, 5-Non-existing club, 6-Disbanding, 7-Merger, 8-Financial Suspension, 9-District/Multiple District Dues.

\*\* Red denotes below 15 active members.

\*\*\* Red denotes 20% + loss.

\*\*\*\* Y - all 3 (President, Secretary, Treasurer) club officers reported, N - not all 3 reported.

\*\*\*\*\* Abbreviation: N-New, IP-Immediate Past, R-Repeat.



## Club Health Assessment for District 201Q3 through December 2025

INTERNATIONAL

|                               |                                                                         |              | Status                              | Membership              |                   |                     |                     |                         |                                       | Reports                        |                                |                                 |                   | Finance                              |                 | LCIF          |
|-------------------------------|-------------------------------------------------------------------------|--------------|-------------------------------------|-------------------------|-------------------|---------------------|---------------------|-------------------------|---------------------------------------|--------------------------------|--------------------------------|---------------------------------|-------------------|--------------------------------------|-----------------|---------------|
| Club Number                   | Club Name                                                               | Charter Date | Times in Status Quo in Past 2 Years | Current Member Count ** | YTD Members Added | YTD Members Dropped | YTD Net Growth% *** | Member Count 1 Year Ago | Dropped Members Avg.Length of Service | Months Since Membership Update | Current Officers Reported **** | Current President Repeated Term | VP Reported ***** | Last Date Reported Service (mm/yyyy) | Account Balance | YTD Donations |
| Clubs less than two years old |                                                                         |              |                                     |                         |                   |                     |                     |                         |                                       |                                |                                |                                 |                   |                                      |                 |               |
| 157850                        | Caboolture North                                                        | 04/04/2024   | Active                              | 17                      | 2                 | 7                   | -22.73%             | 18                      | 1                                     | 0                              | Y                              | 2                               |                   | 12/2025                              |                 |               |
| Clubs more than two years old |                                                                         |              |                                     |                         |                   |                     |                     |                         |                                       |                                |                                |                                 |                   |                                      |                 |               |
| 32384                         | ALBANY CREEK<br>Exc Award (06/30/2022)                                  | 06/15/1976   | Active                              | 17                      | 1                 | 0                   | 6.25%               | 14                      |                                       | 1                              | Y                              | 2                               | R                 | 12/2025                              |                 |               |
| 22697                         | ASHGROVE THE GAP INC.<br>Exc Award (06/30/2016, 06/30/2019, 06/30/2020) | 03/05/1968   | Active                              | 43                      | 1                 | 0                   | 2.38%               | 42                      |                                       | 0                              | Y                              |                                 | IP                | 12/2025                              |                 |               |
| 22686                         | BEERWAH                                                                 | 05/17/1967   | Active                              | 21                      | 3                 | 0                   | 16.67%              | 19                      |                                       | 2                              | Y                              | 5                               |                   | 10/2025                              |                 | \$653.55      |
| 139581                        | Blackall Range<br>Exc Award (06/30/2022, 06/30/2023)                    | 08/23/2019   | Active                              | 27                      | 0                 | 3                   | -10.00%             | 30                      | 3                                     | 0                              | Y                              | 2                               | R                 | 12/2025                              |                 | \$65.35       |
| 36016                         | BOONDALL                                                                | 08/16/1978   | Cancelled(6*)                       | 0                       | 0                 | 0                   | 0.00%               | 8                       |                                       | 4                              | N                              | None                            |                   | 06/2025                              |                 |               |
| 36244                         | BRACKENRIDGE CENTRAL L C<br>Exc Award (06/30/2024, 06/30/2025)          | 11/22/1978   | Active                              | 40                      | 2                 | 2                   | 0.00%               | 37                      | 15                                    | 2                              | N                              |                                 |                   | 07/2025                              |                 | \$348.08      |
| 22687                         | BRIBIE ISLAND                                                           | 03/19/1970   | Active                              | 32                      | 8                 | 5                   | 10.34%              | 30                      | 13                                    | 0                              | Y                              | 4                               | R                 | 12/2025                              |                 |               |
| 54865                         | BRISBANE BRAMBLE BAY                                                    | 09/10/1993   | Active                              | 19                      | 5                 | 0                   | 35.71%              | 14                      |                                       | 0                              | Y                              | 4                               | R                 | 11/2025                              |                 |               |
| 39444                         | BRISBANE BUNYA<br>Exc Award (06/30/2018, 06/30/2019, 06/30/2023)        | 02/12/1981   | Active                              | 50                      | 9                 | 5                   | 8.70%               | 42                      | 5                                     | 0                              | Y                              | 2                               | R                 | 12/2025                              |                 | \$130.71      |
| 105492                        | BRISBANE INNER NORTH<br>Exc Award (06/30/2020, 06/30/2022, 06/30/2023)  | 05/26/2009   | Active                              | 34                      | 3                 | 0                   | 9.68%               | 30                      |                                       | 2                              | Y                              |                                 | N                 | 12/2025                              |                 | \$131.47      |
| 22694                         | BRISBANE METROPOLITAN<br>Exc Award (06/30/2017)                         | 07/06/1964   | Active                              | 17                      | 0                 | 0                   | 0.00%               | 17                      |                                       | 3                              | Y                              |                                 | N                 | 02/2025                              |                 |               |
| 22701                         | BRISBANE NUNDAH                                                         | 03/25/1969   | Active                              | 13                      | 1                 | 1                   | 0.00%               | 14                      | 33                                    | 1                              | Y                              |                                 |                   | 06/2025                              |                 |               |
| 23063                         | BRISBANE OXLEY SHERWOOD<br>Exc Award (06/30/2019, 06/30/2021)           | 10/04/1962   | Active                              | 15                      | 2                 | 2                   | 0.00%               | 14                      | 8                                     | 0                              | Y                              |                                 | R                 | 10/2025                              |                 |               |
| 37261                         | BRISBANE WEST                                                           | 06/06/1979   | Active                              | 21                      | 0                 | 5                   | -19.23%             | 25                      | 2                                     | 4                              | Y                              | 2                               | N                 | 09/2024                              |                 |               |
| 22704                         | CALOUNDRA<br>Exc Award (06/30/2023)                                     | 02/02/1957   | Active                              | 30                      | 4                 | 0                   | 15.38%              | 29                      |                                       | 3                              | Y                              |                                 | N                 | 12/2025                              |                 | \$323.15      |
| 133864                        | Caloundra West                                                          | 02/21/2018   | Active                              | 15                      | 1                 | 1                   | 0.00%               | 18                      | 6                                     | 2                              | Y                              |                                 | N                 | 07/2025                              |                 |               |



## Club Health Assessment for District 201Q3 through December 2025

|             |                                                |              | Status                              | Membership              |                   |                     |                     |                         |                                       | Reports                        |                                |                                 |                   | Finance                              | LCIF            |               |
|-------------|------------------------------------------------|--------------|-------------------------------------|-------------------------|-------------------|---------------------|---------------------|-------------------------|---------------------------------------|--------------------------------|--------------------------------|---------------------------------|-------------------|--------------------------------------|-----------------|---------------|
| Club Number | Club Name                                      | Charter Date | Times in Status Quo in Past 2 Years | Current Member Count ** | YTD Members Added | YTD Members Dropped | YTD Net Growth% *** | Member Count 1 Year Ago | Dropped Members Avg.Length of Service | Months Since Membership Update | Current Officers Reported **** | Current President Repeated Term | VP Reported ***** | Last Date Reported Service (mm/yyyy) | Account Balance | YTD Donations |
| 66670       | CECIL PLAINS                                   | 09/26/2002   | Active                              | 20                      | 0                 | 2                   | -9.09%              | 23                      | 1                                     | 5                              | Y                              |                                 |                   | 11/2025                              |                 |               |
|             | Exc Award (06/30/2023)                         |              |                                     |                         |                   |                     |                     |                         |                                       |                                |                                |                                 |                   |                                      |                 |               |
| 22241       | CHARLEVILLE                                    | 06/05/1973   | Active                              | 25                      | 8                 | 2                   | 31.58%              | 19                      | 16                                    | 1                              | Y                              |                                 |                   | 10/2025                              |                 |               |
| 22242       | CHINCHILLA                                     | 06/22/1965   | Active                              | 22                      | 0                 | 0                   | 0.00%               | 20                      |                                       | 6                              | Y                              | 2                               |                   | 06/2025                              |                 |               |
| 22243       | CLIFTON                                        | 09/14/1967   | Active                              | 26                      | 12                | 0                   | 85.71%              | 8                       |                                       | 0                              | Y                              | 2                               | R                 | 10/2025                              |                 | \$326.77      |
|             | Exc Award (06/30/2022, 06/30/2023)             |              |                                     |                         |                   |                     |                     |                         |                                       |                                |                                |                                 |                   |                                      |                 |               |
| 29649       | CROWS NEST                                     | 07/15/1974   | Active                              | 17                      | 7                 | 2                   | 41.67%              | 12                      | 0                                     | 0                              | Y                              |                                 | N                 | 06/2025                              |                 |               |
|             | Exc Award (06/30/2023, 06/30/2024)             |              |                                     |                         |                   |                     |                     |                         |                                       |                                |                                |                                 |                   |                                      |                 |               |
| 22245       | DALBY                                          | 02/14/1959   | Active                              | 49                      | 2                 | 2                   | 0.00%               | 54                      | 3                                     | 0                              | Y                              |                                 | N                 | 12/2025                              |                 | \$1,972.10    |
|             | Exc Award (06/30/2019, 06/30/2023)             |              |                                     |                         |                   |                     |                     |                         |                                       |                                |                                |                                 |                   |                                      |                 |               |
| 41557       | DAYBORO                                        | 06/11/1982   | Active                              | 21                      | 2                 | 5                   | -12.50%             | 23                      | 14                                    | 1                              | Y                              | 2                               | N                 | 08/2025                              |                 |               |
| 33045       | DECEPTION BAY                                  | 11/23/1976   | Active                              | 20                      | 3                 | 5                   | -9.09%              | 23                      | 2                                     | 0                              | Y                              |                                 |                   | 07/2025                              |                 |               |
| 22708       | ENOGGERA                                       | 02/17/1965   | Active                              | 10                      | 0                 | 0                   | 0.00%               | 9                       |                                       | 6                              | Y                              | 3                               |                   | 12/2025                              |                 |               |
| 48675       | ESK                                            | 06/02/1988   | Active                              | 10                      | 2                 | 2                   | 0.00%               | 10                      | 0                                     | 4                              | Y                              | 3                               | N                 | 11/2025                              |                 |               |
| 82852       | FERNVALE                                       | 06/28/2004   | Active                              | 20                      | 0                 | 0                   | 0.00%               | 19                      |                                       | 7                              | Y                              | 2                               | R                 | 12/2025                              |                 | \$328.68      |
| 54931       | FOREST LAKE                                    | 10/15/1993   | Active                              | 15                      | 0                 | 4                   | -21.05%             | 21                      | 10                                    | 0                              | Y                              |                                 |                   | 10/2025                              |                 |               |
| 22246       | GATTON                                         | 04/03/1968   | Active                              | 9                       | 0                 | 0                   | 0.00%               | 9                       |                                       | 9                              | Y                              | 11                              |                   | 12/2025                              |                 |               |
| 22709       | GOLDEN VALLEY KEPERRA                          | 06/12/1972   | Active                              | 76                      | 5                 | 3                   | 2.70%               | 72                      | 4                                     | 0                              | Y                              |                                 | N                 | 12/2025                              |                 |               |
|             | Exc Award (06/30/2020, 06/30/2023, 06/30/2024) |              |                                     |                         |                   |                     |                     |                         |                                       |                                |                                |                                 |                   |                                      |                 |               |
| 48184       | HIGHFIELDS NORTH EASTERN DOWNS                 | 02/15/1988   | Active                              | 15                      | 1                 | 0                   | 7.14%               | 15                      |                                       | 4                              | Y                              |                                 | N                 | 07/2025                              |                 |               |
| 29597       | INALA                                          | 06/26/1974   | Active                              | 19                      | 2                 | 0                   | 11.76%              | 18                      |                                       | 2                              | Y                              |                                 | N                 | 12/2025                              |                 |               |
| 22249       | IPSWICH                                        | 03/28/1962   | Active                              | 22                      | 2                 | 0                   | 10.00%              | 19                      |                                       | 1                              | Y                              |                                 | R                 | 12/2025                              |                 | \$1,302.48    |
|             | Exc Award (06/30/2020, 06/30/2023)             |              |                                     |                         |                   |                     |                     |                         |                                       |                                |                                |                                 |                   |                                      |                 |               |
| 22250       | IPSWICH REDBNK-GOODNA                          | 03/12/1973   | Active                              | 9                       | 0                 | 2                   | -18.18%             | 11                      | 20                                    | 1                              | Y                              | 5                               | N                 | 11/2025                              |                 |               |
| 37083       | JANDOWAE                                       | 05/09/1979   | Active                              | 4                       | 0                 | 1                   | -20.00%             | 4                       | 44                                    | 1                              | Y                              |                                 |                   | 12/2025                              |                 | \$164.04      |
| 22711       | KALLANGUR                                      | 03/13/1969   | Active                              | 35                      | 1                 | 1                   | 0.00%               | 35                      | 11                                    | 3                              | Y                              |                                 | N                 | 12/2025                              |                 |               |
|             | Exc Award (06/30/2022, 06/30/2024)             |              |                                     |                         |                   |                     |                     |                         |                                       |                                |                                |                                 |                   |                                      |                 |               |
| 37708       | KILCOY                                         | 11/19/1979   | Active                              | 12                      | 1                 | 1                   | 0.00%               | 12                      | 1                                     | 2                              | Y                              | 2                               | N                 | 10/2025                              |                 | \$195.59      |
| 29651       | LAIDLEY                                        | 07/15/1974   | Active                              | 11                      | 2                 | 0                   | 22.22%              | 11                      |                                       | 2                              | Y                              | 7                               | R                 | 12/2025                              |                 | \$325.56      |



## Club Health Assessment for District 201Q3 through December 2025

|             |                                                            |              | Status                              | Membership              |                   |                     |                     |                         |                                       | Reports                        |                                |                                 |                   | Finance                              | LCIF            |               |
|-------------|------------------------------------------------------------|--------------|-------------------------------------|-------------------------|-------------------|---------------------|---------------------|-------------------------|---------------------------------------|--------------------------------|--------------------------------|---------------------------------|-------------------|--------------------------------------|-----------------|---------------|
| Club Number | Club Name                                                  | Charter Date | Times in Status Quo in Past 2 Years | Current Member Count ** | YTD Members Added | YTD Members Dropped | YTD Net Growth% *** | Member Count 1 Year Ago | Dropped Members Avg.Length of Service | Months Since Membership Update | Current Officers Reported **** | Current President Repeated Term | VP Reported ***** | Last Date Reported Service (mm/yyyy) | Account Balance | YTD Donations |
| 40260       | LAKE CURRIMUNDI-KAWANA                                     | 07/07/1981   | Active                              | 11                      | 3                 | 2                   | 10.00%              | 14                      | 5                                     | 2                              | Y                              |                                 |                   | 11/2025                              |                 | \$196.85      |
|             | Exc Award (06/30/2024)                                     |              |                                     |                         |                   |                     |                     |                         |                                       |                                |                                |                                 |                   |                                      |                 |               |
| 22254       | LOWOOD                                                     | 01/03/1974   | Active                              | 26                      | 0                 | 1                   | -3.70%              | 28                      | 4                                     | 5                              | Y                              | 3                               | R                 | 09/2025                              |                 |               |
| 42572       | MALENY BLACKALL RANGE                                      | 04/15/1983   | Active                              | 32                      | 3                 | 5                   | -5.88%              | 37                      | 6                                     | 0                              | Y                              | 2                               | N                 | 12/2025                              |                 | \$1,950.10    |
|             | Exc Award (06/30/2020)                                     |              |                                     |                         |                   |                     |                     |                         |                                       |                                |                                |                                 |                   |                                      |                 |               |
| 22257       | MILLMERRAN                                                 | 10/11/1967   | Active                              | 15                      | 3                 | 3                   | 0.00%               | 16                      | 1                                     | 1                              | Y                              | 2                               | N                 | 11/2025                              |                 |               |
| 132869      | Mooloolah Valley                                           | 10/19/2017   | Active                              | 18                      | 1                 | 0                   | 5.88%               | 17                      |                                       | 5                              | Y                              | 6                               | N                 | 11/2025                              |                 |               |
|             | Exc Award (06/30/2020)                                     |              |                                     |                         |                   |                     |                     |                         |                                       |                                |                                |                                 |                   |                                      |                 |               |
| 45330       | MORAYFIELD & DISTRICT                                      | 08/26/1985   | Active                              | 36                      | 3                 | 4                   | -2.70%              | 36                      | 7                                     | 0                              | Y                              | 2                               | N                 | 12/2025                              |                 | \$3,256.54    |
|             | Exc Award (06/30/2016, 06/30/2018)                         |              |                                     |                         |                   |                     |                     |                         |                                       |                                |                                |                                 |                   |                                      |                 |               |
| 99716       | NORTH LAKES                                                | 06/27/2007   | Active                              | 20                      | 0                 | 2                   | -9.09%              | 24                      | 11                                    | 1                              | Y                              | 3                               | N                 | 11/2025                              |                 |               |
|             | Exc Award (06/30/2018)                                     |              |                                     |                         |                   |                     |                     |                         |                                       |                                |                                |                                 |                   |                                      |                 |               |
| 22260       | OAKEY                                                      | 08/03/1960   | Active                              | 8                       | 0                 | 1                   | -11.11%             | 12                      | 3                                     | 0                              | Y                              | 6                               |                   | 11/2024                              |                 |               |
| 22715       | PINE RIVERS                                                | 03/28/1957   | Active                              | 14                      | 0                 | 0                   | 0.00%               | 21                      |                                       | 6                              | Y                              | 2                               | R                 | 10/2025                              |                 |               |
| 22262       | PITTSWORTH                                                 | 03/30/1965   | Active                              | 23                      | 0                 | 0                   | 0.00%               | 23                      |                                       | 2                              | Y                              |                                 |                   | 11/2025                              |                 |               |
|             | Exc Award (06/30/2017)                                     |              |                                     |                         |                   |                     |                     |                         |                                       |                                |                                |                                 |                   |                                      |                 |               |
| 38193       | REDCLIFFE CENTRAL                                          | 03/06/1980   | Active                              | 23                      | 0                 | 3                   | -11.54%             | 29                      | 1                                     | 0                              | Y                              |                                 | N                 | 12/2025                              |                 | \$163.39      |
|             | Exc Award (06/30/2023)                                     |              |                                     |                         |                   |                     |                     |                         |                                       |                                |                                |                                 |                   |                                      |                 |               |
| 50930       | REDCLIFFE KIPPA-RING                                       | 09/10/1990   | Active                              | 16                      | 2                 | 3                   | -5.88%              | 17                      | 18                                    | 1                              | N                              | 2                               | R                 | 01/2025                              |                 |               |
|             | Exc Award (06/30/2017)                                     |              |                                     |                         |                   |                     |                     |                         |                                       |                                |                                |                                 |                   |                                      |                 |               |
| 22263       | ROMA                                                       | 01/22/1967   | Active                              | 24                      | 1                 | 0                   | 4.35%               | 21                      |                                       | 1                              | Y                              |                                 | N                 | 12/2025                              |                 |               |
| 127041      | Sandstone Point                                            | 03/14/2016   | Active                              | 33                      | 3                 | 5                   | -5.71%              | 37                      | 13                                    | 0                              | Y                              |                                 | N                 | 12/2025                              |                 |               |
|             | Exc Award (06/30/2017, 06/30/2018, 06/30/2020, 06/30/2024) |              |                                     |                         |                   |                     |                     |                         |                                       |                                |                                |                                 |                   |                                      |                 |               |
| 22268       | TAROOM                                                     | 10/18/1966   | Active                              | 11                      | 1                 | 2                   | -8.33%              | 13                      | 4                                     | 1                              | Y                              |                                 | IP                | 10/2025                              |                 |               |
| 133191      | Teneriffe                                                  | 11/20/2017   | Active                              | 34                      | 0                 | 2                   | -5.56%              | 32                      | 2                                     | 5                              | Y                              |                                 | N                 | 04/2025                              |                 |               |
|             | Exc Award (06/30/2021)                                     |              |                                     |                         |                   |                     |                     |                         |                                       |                                |                                |                                 |                   |                                      |                 |               |
| 22271       | TOOWOOMBA                                                  | 04/23/1954   | Active                              | 19                      | 0                 | 0                   | 0.00%               | 20                      |                                       | 0                              | Y                              |                                 | IP                | 12/2025                              |                 |               |
| 22272       | TOOWOOMBA CITY                                             | 02/22/1966   | Active                              | 13                      | 0                 | 0                   | 0.00%               | 13                      |                                       | 5                              | Y                              |                                 | R                 | 11/2025                              |                 |               |
|             | Exc Award (06/30/2023)                                     |              |                                     |                         |                   |                     |                     |                         |                                       |                                |                                |                                 |                   |                                      |                 |               |
| 22273       | TOOWOOMBA WEST                                             | 01/21/1963   | Active                              | 55                      | 2                 | 2                   | 0.00%               | 57                      | 10                                    | 1                              | Y                              |                                 | N                 | 12/2025                              |                 |               |
|             | Exc Award (06/30/2016, 06/30/2017, 06/30/2019, 06/30/2023) |              |                                     |                         |                   |                     |                     |                         |                                       |                                |                                |                                 |                   |                                      |                 |               |



## Club Health Assessment for District 201Q3 through December 2025

|             |                                    |              | Status                              | Membership              |                   |                     |                     |                         |                                       | Reports                        |                                |                                 |                   | Finance                              | LCIF            |               |
|-------------|------------------------------------|--------------|-------------------------------------|-------------------------|-------------------|---------------------|---------------------|-------------------------|---------------------------------------|--------------------------------|--------------------------------|---------------------------------|-------------------|--------------------------------------|-----------------|---------------|
| Club Number | Club Name                          | Charter Date | Times in Status Quo in Past 2 Years | Current Member Count ** | YTD Members Added | YTD Members Dropped | YTD Net Growth% *** | Member Count 1 Year Ago | Dropped Members Avg.Length of Service | Months Since Membership Update | Current Officers Reported **** | Current President Repeated Term | VP Reported ***** | Last Date Reported Service (mm/yyyy) | Account Balance | YTD Donations |
| 34881       | TOOWOOMBA WILSONTON                | 12/13/1977   | Active                              | 30                      | 1                 | 0                   | 3.45%               | 26                      |                                       | 3                              | Y                              | 2                               | N                 | 09/2025                              |                 |               |
|             | Exc Award (06/30/2020, 06/30/2023) |              |                                     |                         |                   |                     |                     |                         |                                       |                                |                                |                                 |                   |                                      |                 |               |
| 131147      | Wamuran                            | 06/02/2017   | Active                              | 21                      | 2                 | 1                   | 5.00%               | 22                      | 3                                     | 2                              | Y                              | 2                               | N                 | 11/2025                              |                 |               |
|             | Exc Award (06/30/2024)             |              |                                     |                         |                   |                     |                     |                         |                                       |                                |                                |                                 |                   |                                      |                 |               |
| 29230       | WANDOAN                            | 04/30/1974   | Active                              | 6                       | 0                 | 1                   | -14.29%             | 7                       | 16                                    | 1                              | Y                              |                                 | IP                | 10/2025                              |                 |               |
| 124700      | Westbrook and District             | 04/27/2015   | Active                              | 14                      | 0                 | 5                   | -26.32%             | 18                      | 9                                     | 2                              | Y                              |                                 | N                 | 09/2025                              |                 |               |
| 106690      | WITHCOTT HELIDON                   | 09/28/2009   | Active                              | 9                       | 1                 | 0                   | 12.50%              | 9                       |                                       | 5                              | Y                              | 2                               | R                 | 10/2025                              |                 |               |
| 43527       | WOODFORD                           | 02/17/1984   | Active                              | 26                      | 0                 | 1                   | -3.70%              | 25                      | 2                                     | 0                              | Y                              | 4                               | R                 | 06/2025                              |                 |               |

Clubs Cancelled Previous Fiscal Year – Clubs Cancelled within last 12 months may be reinstated

| Club Number | Club Name  | Charter Date | Current Status* | Cancellation Date |
|-------------|------------|--------------|-----------------|-------------------|
| 66575       | SAMFORD    | 08/27/2002   | Cancelled(6*)   | 03/29/2025        |
| 138623      | Warner Qld | 06/21/2019   | Cancelled(6*)   | 08/29/2024        |

| Current Total Clubs Count | YTD New Clubs Count | YTD Cancelled Clubs Count | YTD Net Club Gain | Current Total Members Count | YTD Add | YTD Drop | YTD Net Growth | YTD Net Growth % | Member Count 12 Months Ago | Average Member Count Per Club | % of Clubs with less than 20 members | % No Officer Report in 12 Months | % of Clubs with balance 90+ days | Number of Clubs in Status Quo | % Status Quo Clubs in Financial Suspension | Number of Cancelled Clubs | Average Cancelled Club Age | Members Lost Due to Cancellation | % of Clubs Cancelled for Non-Financial Reasons |
|---------------------------|---------------------|---------------------------|-------------------|-----------------------------|---------|----------|----------------|------------------|----------------------------|-------------------------------|--------------------------------------|----------------------------------|----------------------------------|-------------------------------|--------------------------------------------|---------------------------|----------------------------|----------------------------------|------------------------------------------------|
| 63                        | 0                   | 1                         | -1                | 1,415                       | 118     | 106      | 12             | 0.86%            | 1,422                      | 22                            | 48%                                  | 0%                               | 0%                               | 0                             | 0%                                         | 1                         | 75                         | 0                                | 100%                                           |

\* - P - Priority Club. Cancellation Reasons: 1-Objectives/conduct, 2-Non-active club, 5-Non-existing club, 6-Disbanding, 7-Merger, 8-Financial Suspension, 9-District/Multiple District Dues.

\*\* Red denotes below 15 active members.

\*\*\* Red denotes 20% + loss.

\*\*\*\* Y - all 3 (President, Secretary, Treasurer) club officers reported, N - not all 3 reported.

\*\*\*\*\* Abbreviation: N-New, IP-Immediate Past, R-Repeat.




# Club Health Assessment for District 201Q4 through December 2025

|                                    |                               |              | Status                              | Membership              |                   |                     |                     |                         |                                       | Reports                        |                                |                                 |                   | Finance                              | LCIF            |               |
|------------------------------------|-------------------------------|--------------|-------------------------------------|-------------------------|-------------------|---------------------|---------------------|-------------------------|---------------------------------------|--------------------------------|--------------------------------|---------------------------------|-------------------|--------------------------------------|-----------------|---------------|
| Club Number                        | Club Name                     | Charter Date | Times in Status Quo in Past 2 Years | Current Member Count ** | YTD Members Added | YTD Members Dropped | YTD Net Growth% *** | Member Count 1 Year Ago | Dropped Members Avg.Length of Service | Months Since Membership Update | Current Officers Reported **** | Current President Repeated Term | VP Reported ***** | Last Date Reported Service (mm/yyyy) | Account Balance | YTD Donations |
| Clubs less than two years old      |                               |              |                                     |                         |                   |                     |                     |                         |                                       |                                |                                |                                 |                   |                                      |                 |               |
| 157612                             | Taabinga                      | 03/27/2024   | Active                              | 15                      | 1                 | 1                   | 0.00%               | 16                      | 1                                     | 0                              | Y                              | 3                               |                   | 10/2025                              |                 |               |
| Clubs more than two years old      |                               |              |                                     |                         |                   |                     |                     |                         |                                       |                                |                                |                                 |                   |                                      |                 |               |
| 60914                              | AGNES WATER CAPTAIN COOK 1770 | 06/22/1998   | Active                              | 8                       | 0                 | 0                   | 0.00%               | 8                       |                                       | 21                             | Y                              | 7                               |                   | 04/2013                              |                 |               |
| 128039                             | Australian Motorhoming        | 06/30/2016   | Active                              | 13                      | 1                 | 2                   | -7.14%              | 13                      | 7                                     | 0                              | Y                              |                                 |                   | 12/2025                              |                 | \$151.39      |
| Exc Award (06/30/2017, 06/30/2018) |                               |              |                                     |                         |                   |                     |                     |                         |                                       |                                |                                |                                 |                   |                                      |                 |               |
| 23054                              | BARGARA                       | 03/10/1971   | Active                              | 24                      | 2                 | 3                   | -4.00%              | 24                      | 7                                     | 0                              | Y                              |                                 | N                 | 11/2025                              |                 | \$656.17      |
| Exc Award (06/30/2024)             |                               |              |                                     |                         |                   |                     |                     |                         |                                       |                                |                                |                                 |                   |                                      |                 |               |
| 37528                              | BIGGENDEN                     | 09/18/1979   | Active                              | 3                       | 0                 | 0                   | 0.00%               | 4                       |                                       | 6                              | N                              | 3                               |                   | 11/2025                              |                 |               |
| 78807                              | BLACKBUTT BENARKIN            | 04/26/2004   | Active                              | 22                      | 1                 | 3                   | -8.33%              | 23                      | 3                                     | 0                              | Y                              |                                 | N                 | 11/2025                              |                 | \$97.56       |
| 23016                              | BLACKWATER                    | 02/01/1968   | Active                              | 8                       | 4                 | 1                   | 60.00%              | 6                       | 0                                     | 0                              | Y                              |                                 | N                 | 12/2025                              |                 |               |
| 40795                              | BLUFF                         | 01/08/1982   | Active                              | 6                       | 0                 | 0                   | 0.00%               | 6                       |                                       | 8                              | Y                              | 4                               |                   | 11/2025                              |                 |               |
| 39293                              | BOYNE ISLAND                  | 01/12/1981   | Active                              | 31                      | 0                 | 0                   | 0.00%               | 32                      |                                       | 3                              | Y                              | 5                               |                   | 12/2025                              |                 |               |
| 22702                              | BUDERIM                       | 09/12/1967   | Active                              | 36                      | 3                 | 2                   | 2.86%               | 31                      | 23                                    | 0                              | Y                              |                                 | R                 | 12/2025                              |                 |               |
| 23068                              | BUNDABERG                     | 10/14/1964   | Active                              | 18                      | 0                 | 0                   | 0.00%               | 18                      |                                       | 3                              | Y                              |                                 | N                 | 11/2025                              |                 |               |
| 23069                              | BUNDABERG HINKLER             | 02/19/1970   | Active                              | 21                      | 0                 | 0                   | 0.00%               | 19                      |                                       | 9                              | Y                              |                                 |                   | 11/2025                              |                 |               |
| Exc Award (06/30/2024)             |                               |              |                                     |                         |                   |                     |                     |                         |                                       |                                |                                |                                 |                   |                                      |                 |               |
| 29659                              | BUNDABERG NORTH BUNDABERG     | 07/23/1974   | Active                              | 13                      | 1                 | 0                   | 8.33%               | 11                      |                                       | 5                              | Y                              |                                 |                   | 12/2025                              |                 |               |
| 23018                              | CALLIDE VALLEY                | 11/03/1962   | Active                              | 11                      | 0                 | 0                   | 0.00%               | 13                      |                                       | 8                              | Y                              | 13                              |                   | 10/2025                              |                 | \$1,034.09    |
| 36152                              | COOLUM BEACH                  | 10/25/1978   | Active                              | 23                      | 0                 | 2                   | -8.00%              | 23                      | 4                                     | 1                              | Y                              | 2                               |                   | 01/2025                              |                 |               |
| 22706                              | COOROY POMONA L C             | 05/05/1972   | Active                              | 23                      | 3                 | 3                   | 0.00%               | 23                      | 8                                     | 2                              | Y                              |                                 |                   | 08/2025                              | 90+ Days        |               |
| Exc Award (06/30/2023)             |                               |              |                                     |                         |                   |                     |                     |                         |                                       |                                |                                |                                 |                   |                                      |                 |               |
| 31709                              | DYSART                        | 02/16/1976   | Active                              | 10                      | 0                 | 0                   | 0.00%               | 10                      |                                       | 21                             | Y                              | 14                              |                   | 11/2025                              |                 |               |
| 33890                              | EIDSVOLD                      | 05/05/1977   | Active                              | 7                       | 1                 | 0                   | 16.67%              | 8                       |                                       | 5                              | Y                              |                                 |                   | 07/2025                              |                 |               |
| 23025                              | EMERALD                       | 08/06/1966   | Active                              | 18                      | 2                 | 2                   | 0.00%               | 19                      | 15                                    | 0                              | Y                              | 5                               |                   | 08/2025                              | 90+ Days        |               |
| 29968                              | EMU PARK                      | 11/18/1974   | Active                              | 38                      | 4                 | 0                   | 11.76%              | 34                      |                                       | 0                              | N                              |                                 | N                 | 11/2025                              |                 |               |
| 46253                              | FRASER                        | 05/30/1986   | Active                              | 28                      | 1                 | 3                   | -6.67%              | 28                      | 9                                     | 0                              | Y                              | 4                               |                   | 12/2025                              |                 |               |
| 23073                              | GAYNDAH                       | 06/26/1973   | Active                              | 7                       | 0                 | 0                   | 0.00%               | 7                       |                                       | 20                             | Y                              | 8                               |                   | 12/2025                              |                 |               |



## Club Health Assessment for District 201Q4 through December 2025

|  |                            |              | Status                              | Membership              |                   |                     |                     |                         |                                       | Reports                        |                                |                                 |                   | Finance                              | LCIF            |               |
|----------------------------------------------------------------------------------|----------------------------|--------------|-------------------------------------|-------------------------|-------------------|---------------------|---------------------|-------------------------|---------------------------------------|--------------------------------|--------------------------------|---------------------------------|-------------------|--------------------------------------|-----------------|---------------|
| Club Number                                                                      | Club Name                  | Charter Date | Times in Status Quo in Past 2 Years | Current Member Count ** | YTD Members Added | YTD Members Dropped | YTD Net Growth% *** | Member Count 1 Year Ago | Dropped Members Avg.Length of Service | Months Since Membership Update | Current Officers Reported **** | Current President Repeated Term | VP Reported ***** | Last Date Reported Service (mm/yyyy) | Account Balance | YTD Donations |
| 60915                                                                            | GLENWOOD AND DISTRICT INC  | 06/22/1998   | Active                              | 9                       | 3                 | 1                   | 28.57%              | 7                       | 5                                     | 0                              | Y                              | 2                               |                   | 12/2025                              | 90+ Days        |               |
| 23075                                                                            | GOOMERI                    | 04/08/1968   | Active                              | 7                       | 0                 | 0                   | 0.00%               | 8                       |                                       | 9                              | Y                              |                                 |                   | 10/2025                              |                 |               |
| 36153                                                                            | GRACEMERE                  | 10/25/1978   | Active                              | 9                       | 0                 | 0                   | 0.00%               | 9                       |                                       | 2                              | Y                              | 8                               |                   | 11/2025                              |                 |               |
| 22710                                                                            | GYMPIE                     | 06/01/1961   | Active                              | 32                      | 2                 | 2                   | 0.00%               | 31                      | 25                                    | 1                              | N                              |                                 |                   | 11/2025                              |                 |               |
| Exc Award (06/30/2025)                                                           |                            |              |                                     |                         |                   |                     |                     |                         |                                       |                                |                                |                                 |                   |                                      |                 |               |
| 38348                                                                            | GYMPIE SOUTH               | 04/27/1980   | Active                              | 18                      | 1                 | 2                   | -5.26%              | 18                      | 22                                    | 2                              | N                              |                                 | N                 | 10/2025                              |                 |               |
| 23077                                                                            | KINGAROY                   | 12/03/1964   | Active                              | 24                      | 1                 | 3                   | -7.69%              | 26                      | 21                                    | 1                              | Y                              |                                 | N                 | 12/2025                              |                 |               |
| 23034                                                                            | LONGREACH                  | 10/10/1970   | Active                              | 14                      | 0                 | 0                   | 0.00%               | 14                      |                                       | 5                              | Y                              | 3                               |                   | 12/2024                              |                 |               |
| 143667                                                                           | Longreach Thomson River    | 11/23/2020   | Active                              | 9                       | 0                 | 4                   | -30.77%             | 13                      | 2                                     | 1                              | Y                              |                                 |                   | 09/2024                              |                 |               |
| 40261                                                                            | MARLBOROUGH & DISTRICT     | 07/17/1981   | Active                              | 12                      | 5                 | 1                   | 50.00%              | 12                      | 0                                     | 0                              | Y                              |                                 | IP                | 12/2025                              |                 |               |
| Exc Award (06/30/2024)                                                           |                            |              |                                     |                         |                   |                     |                     |                         |                                       |                                |                                |                                 |                   |                                      |                 |               |
| 68894                                                                            | MAROOCHY NORTH SHORE       | 06/13/2003   | Active                              | 27                      | 2                 | 1                   | 3.85%               | 29                      | 3                                     | 0                              | Y                              |                                 |                   | 12/2025                              | 90+ Days        |               |
| 43256                                                                            | MARY VALLEY                | 12/02/1983   | Active                              | 8                       | 0                 | 3                   | -27.27%             | 11                      | 14                                    | 5                              | Y                              | 3                               |                   | 10/2025                              |                 |               |
| 23078                                                                            | MARYBOROUGH                | 02/13/1963   | Active                              | 19                      | 2                 | 0                   | 11.76%              | 18                      |                                       | 1                              | Y                              |                                 |                   | 11/2025                              |                 |               |
| 34987                                                                            | MARYBOROUGH GRANVILLE      | 01/20/1978   | Active                              | 9                       | 1                 | 0                   | 12.50%              | 8                       |                                       | 4                              | Y                              | 3                               |                   | 11/2025                              |                 |               |
| 46549                                                                            | MARYBOROUGH MARY RIVER INC | 09/05/1986   | Active                              | 12                      | 0                 | 0                   | 0.00%               | 16                      |                                       | 7                              | Y                              | 4                               |                   | 10/2025                              |                 |               |
| 23079                                                                            | MIRIAM VALE                | 07/07/1971   | Active                              | 8                       | 0                 | 0                   | 0.00%               | 8                       |                                       | 21                             | Y                              | 8                               |                   | 12/2016                              |                 |               |
| 28203                                                                            | MONTO                      | 03/25/1974   | Active                              | 4                       | 0                 | 0                   | 0.00%               | 4                       |                                       | 6                              | Y                              | 13                              |                   | 12/2025                              |                 |               |
| 30288                                                                            | MOOLOOLABA                 | 02/13/1975   | Active                              | 27                      | 11                | 0                   | 68.75%              | 19                      |                                       | 2                              | Y                              | 2                               |                   | 06/2025                              |                 |               |
| 34048                                                                            | MOORE PARK                 | 06/08/1977   | Active                              | 16                      | 0                 | 2                   | -11.11%             | 21                      | 2                                     | 0                              | N                              | None                            | R                 | 11/2025                              |                 |               |
| 23023                                                                            | MOURA                      | 09/13/1967   | Active                              | 10                      | 0                 | 0                   | 0.00%               | 10                      |                                       | 2                              | Y                              | 4                               | R                 | 10/2025                              |                 |               |
| 43783                                                                            | MUNDUBBERA                 | 04/10/1984   | Active                              | 8                       | 0                 | 1                   | -11.11%             | 9                       | 12                                    | 1                              | Y                              | 7                               |                   | 11/2025                              |                 |               |
| 23081                                                                            | MURGON                     | 01/22/1973   | Active                              | 8                       | 0                 | 0                   | 0.00%               | 8                       |                                       | 6                              | Y                              | 4                               |                   | 12/2025                              |                 |               |
| 36655                                                                            | NAMBOUR AND DISTRICT       | 02/28/1979   | Active                              | 12                      | 0                 | 0                   | 0.00%               | 9                       |                                       | 8                              | Y                              | 4                               |                   | 12/2025                              |                 |               |
| 23082                                                                            | NANANGO                    | 01/21/1956   | Active                              | 16                      | 0                 | 0                   | 0.00%               | 15                      |                                       | 6                              | Y                              | 2                               | N                 | 08/2025                              |                 |               |
| 28157                                                                            | NOOSA HEADS                | 03/08/1974   | Active                              | 12                      | 0                 | 1                   | -7.69%              | 13                      | 21                                    | 0                              | Y                              | 3                               | R                 | 09/2023                              |                 |               |
| 40665                                                                            | PROSTON & DIST             | 12/22/1981   | Active                              | 6                       | 0                 | 0                   | 0.00%               | 7                       |                                       | 6                              | Y                              | 5                               | R                 | 11/2025                              |                 |               |
| 23043                                                                            | ROCKHAMPTON                | 03/25/1961   | Active                              | 10                      | 0                 | 0                   | 0.00%               | 11                      |                                       | 7                              | Y                              |                                 | R                 | 06/2024                              |                 |               |



## Club Health Assessment for District 201Q4 through December 2025

|             |                                                                 |              | Status                              | Membership              |                   |                     |                     |                         |                                       | Reports                        |                                |                                 |                   | Finance                              | LCIF            |               |
|-------------|-----------------------------------------------------------------|--------------|-------------------------------------|-------------------------|-------------------|---------------------|---------------------|-------------------------|---------------------------------------|--------------------------------|--------------------------------|---------------------------------|-------------------|--------------------------------------|-----------------|---------------|
| Club Number | Club Name                                                       | Charter Date | Times in Status Quo in Past 2 Years | Current Member Count ** | YTD Members Added | YTD Members Dropped | YTD Net Growth% *** | Member Count 1 Year Ago | Dropped Members Avg.Length of Service | Months Since Membership Update | Current Officers Reported **** | Current President Repeated Term | VP Reported ***** | Last Date Reported Service (mm/yyyy) | Account Balance | YTD Donations |
| 23044       | ROCKHAMPTON FITZROY RIVER<br>Exc Award (06/30/2023, 06/30/2024) | 11/03/1962   | Active                              | 46                      | 0                 | 0                   | 0.00%               | 43                      |                                       | 1                              | Y                              |                                 | N                 | 12/2025                              | 90+ Days        | \$653.55      |
| 23045       | SPRINGSURE                                                      | 01/15/1974   | Active                              | 13                      | 0                 | 2                   | -13.33%             | 16                      | 6                                     | 5                              | Y                              | 6                               | R                 | 10/2025                              |                 |               |
| 22720       | TEWANTIN NOOSA L C<br>Exc Award (06/30/2024)                    | 04/04/1967   | Active                              | 42                      | 7                 | 0                   | 20.00%              | 43                      |                                       | 0                              | Y                              |                                 | N                 | 12/2025                              |                 |               |
| 40664       | THE CAVES & DISTRICT                                            | 12/21/1981   | Active                              | 19                      | 0                 | 0                   | 0.00%               | 19                      |                                       | 7                              | Y                              | 2                               | R                 | 12/2025                              |                 |               |
| 41384       | THEODORE                                                        | 05/13/1982   | Active                              | 9                       | 0                 | 0                   | 0.00%               | 9                       |                                       | 2                              | Y                              | 2                               |                   | 12/2025                              |                 |               |
| 46751       | TIARO & DIST                                                    | 12/22/1986   | Active                              | 13                      | 0                 | 0                   | 0.00%               | 11                      |                                       | 6                              | N                              | None                            |                   | 12/2025                              |                 |               |
| 36829       | TIN CAN BAY                                                     | 03/30/1979   | Active                              | 6                       | 0                 | 0                   | 0.00%               | 5                       |                                       | 8                              | Y                              | 5                               |                   | 12/2025                              |                 |               |
| 23087       | WONDAI                                                          | 09/11/1956   | Active                              | 11                      | 2                 | 2                   | 0.00%               | 12                      | 2                                     | 2                              | Y                              | 4                               | N                 | 11/2025                              |                 |               |
| 38698       | WOOROOLIN                                                       | 06/23/1980   | Active                              | 13                      | 0                 | 2                   | -13.33%             | 15                      | 23                                    | 0                              | Y                              |                                 |                   | 08/2025                              |                 |               |
| 23052       | YEPPOON<br>Exc Award (06/30/2021)                               | 03/29/1967   | Active                              | 37                      | 0                 | 3                   | -7.50%              | 41                      | 7                                     | 0                              | Y                              | 3                               | N                 | 05/2025                              |                 |               |

Clubs Cancelled Previous Fiscal Year – Clubs Cancelled within last 12 months may be reinstated

| Club Number | Club Name             | Charter Date | Current Status* | Cancellation Date |
|-------------|-----------------------|--------------|-----------------|-------------------|
| 36921       | BOYNE VALLEY L C      | 04/18/1979   | Cancelled(6*)   | 09/29/2024        |
| 23076       | HERVEY BAY LIONS CLUB | 12/07/1965   | Cancelled(6*)   | 06/29/2025        |

| Current Total Clubs Count | YTD New Clubs Count | YTD Cancelled Clubs Count | YTD Net Club Gain | Current Total Members Count | YTD Add | YTD Drop | YTD Net Growth | YTD Net Growth % | Member Count 12 Months Ago | Average Member Count Per Club | % of Clubs with less than 20 members | % No Officer Report in 12 Months | % of Clubs with balance 90+ days | Number of Clubs in Status Quo | % Status Quo Clubs in Financial Suspension | Number of Cancelled Clubs | Average Cancelled Club Age | Members Lost Due to Cancellation | % of Clubs Cancelled for Non-Financial Reasons |
|---------------------------|---------------------|---------------------------|-------------------|-----------------------------|---------|----------|----------------|------------------|----------------------------|-------------------------------|--------------------------------------|----------------------------------|----------------------------------|-------------------------------|--------------------------------------------|---------------------------|----------------------------|----------------------------------|------------------------------------------------|
| 58                        | 0                   | 0                         | 0                 | 938                         | 61      | 52       | 9              | 0.97%            | 944                        | 16                            | 72%                                  | 0%                               | 9%                               | 0                             | 0%                                         | 0                         | 0                          | 0                                | 0%                                             |

\* - P - Priority Club. Cancellation Reasons: 1-Objectives/conduct, 2-Non-active club, 5-Non-existing club, 6-Disbanding, 7-Merger, 8-Financial Suspension, 9-District/Multiple District Dues.

\*\* Red denotes below 15 active members.

\*\*\* Red denotes 20% + loss.

\*\*\*\* Y - all 3 (President, Secretary, Treasurer) club officers reported, N - not all 3 reported.

\*\*\*\*\* Abbreviation: N-New, IP-Immediate Past, R-Repeat.



# Club Health Assessment for District 201C1 through December 2025

|                                                            |                                |              | Status                              | Membership              |                   |                     |                     |                         |                                       | Reports                        |                                |                                 |                   | Finance                              | LCIF            |               |
|------------------------------------------------------------|--------------------------------|--------------|-------------------------------------|-------------------------|-------------------|---------------------|---------------------|-------------------------|---------------------------------------|--------------------------------|--------------------------------|---------------------------------|-------------------|--------------------------------------|-----------------|---------------|
| Club Number                                                | Club Name                      | Charter Date | Times in Status Quo in Past 2 Years | Current Member Count ** | YTD Members Added | YTD Members Dropped | YTD Net Growth% *** | Member Count 1 Year Ago | Dropped Members Avg.Length of Service | Months Since Membership Update | Current Officers Reported **** | Current President Repeated Term | VP Reported ***** | Last Date Reported Service (mm/yyyy) | Account Balance | YTD Donations |
| Clubs less than two years old                              |                                |              |                                     |                         |                   |                     |                     |                         |                                       |                                |                                |                                 |                   |                                      |                 |               |
| 180498                                                     | Adelaide Filipino              | 02/09/2025   | Active                              | 29                      | 1                 | 1                   | 0.00%               | 0                       | 3                                     | 0                              | Y                              | 2                               | R                 | 11/2025                              |                 |               |
| Clubs more than two years old                              |                                |              |                                     |                         |                   |                     |                     |                         |                                       |                                |                                |                                 |                   |                                      |                 |               |
| 22644                                                      | ADELAIDE HELLENIC              | 06/23/1972   | Active(1)                           | 24                      | 3                 | 0                   | 14.29%              | 22                      |                                       | 4                              | Y                              |                                 | N                 | 10/2025                              | 90+ Days        |               |
| 34684                                                      | ADELAIDE ITALIAN               | 11/29/1977   | Active                              | 28                      | 2                 | 0                   | 7.69%               | 26                      |                                       | 2                              | Y                              |                                 | N                 | 12/2025                              |                 |               |
| 59922                                                      | ADELAIDE WEST                  | 08/29/1997   | Active                              | 5                       | 0                 | 0                   | 0.00%               | 5                       |                                       | 3                              | Y                              | 16                              |                   | 12/2014                              |                 |               |
| 47658                                                      | ANGASTON & DIST                | 07/31/1987   | Active                              | 17                      | 1                 | 0                   | 6.25%               | 16                      |                                       | 3                              | Y                              | 2                               |                   | 10/2025                              |                 |               |
| Exc Award (06/30/2023)                                     |                                |              |                                     |                         |                   |                     |                     |                         |                                       |                                |                                |                                 |                   |                                      |                 |               |
| 123087                                                     | Angle Vale                     | 09/08/2014   | Active                              | 16                      | 0                 | 2                   | -11.11%             | 19                      | 1                                     | 4                              | Y                              | 2                               |                   | 12/2025                              |                 |               |
| Exc Award (06/30/2018)                                     |                                |              |                                     |                         |                   |                     |                     |                         |                                       |                                |                                |                                 |                   |                                      |                 |               |
| 32967                                                      | ATHELSTONE-ROSTREVOR           | 11/04/1976   | Active                              | 16                      | 0                 | 0                   | 0.00%               | 20                      |                                       | 11                             | Y                              | 3                               |                   | 12/2025                              |                 |               |
| Exc Award (06/30/2021)                                     |                                |              |                                     |                         |                   |                     |                     |                         |                                       |                                |                                |                                 |                   |                                      |                 |               |
| 22817                                                      | BALAKLAVA & DISTRICT L C       | 05/12/1970   | Active                              | 17                      | 0                 | 0                   | 0.00%               | 15                      |                                       | 6                              | Y                              | 3                               |                   | 12/2025                              |                 | \$326.77      |
| 22646                                                      | BAROSSA VALLEY L C             | 06/26/1967   | Active                              | 33                      | 2                 | 1                   | 3.13%               | 30                      | 0                                     | 4                              | Y                              | 3                               | N                 | 12/2025                              |                 | \$1,145.29    |
| 35966                                                      | BOOLEROO CENTRE & DISTRICTS LC | 07/07/1978   | Active                              | 13                      | 1                 | 0                   | 8.33%               | 12                      |                                       | 5                              | Y                              | 2                               | R                 | 12/2025                              | 90+ Days        |               |
| 22651                                                      | BURNSIDE                       | 05/04/1962   | Active                              | 18                      | 1                 | 3                   | -10.00%             | 22                      | 5                                     | 1                              | Y                              |                                 |                   | 11/2025                              |                 |               |
| 31370                                                      | BUTE & DISTRICTS               | 11/10/1975   | Active                              | 24                      | 0                 | 0                   | 0.00%               | 24                      |                                       | 14                             | Y                              |                                 | N                 | 10/2025                              |                 |               |
| 22860                                                      | CHARLES STURT WOODVILLE HINDMA | 03/06/1964   | Active                              | 14                      | 0                 | 0                   | 0.00%               | 14                      |                                       | 9                              | Y                              | 3                               | N                 | 12/2025                              |                 |               |
| 22643                                                      | CITY OF ADELAIDE               | 07/01/1961   | Active                              | 52                      | 6                 | 2                   | 8.33%               | 53                      | 6                                     | 1                              | N                              | None                            |                   | 12/2025                              |                 |               |
| 22820                                                      | CLARE DISTRICT L C             | 05/20/1968   | Active                              | 46                      | 1                 | 1                   | 0.00%               | 46                      | 23                                    | 3                              | Y                              |                                 | N                 | 12/2025                              | 90+ Days        |               |
| 34988                                                      | CLEVE DISTRICT L C             | 01/16/1978   | Active                              | 17                      | 0                 | 0                   | 0.00%               | 17                      |                                       | 8                              | Y                              | 4                               |                   | 03/2024                              |                 |               |
| 38349                                                      | COWELL                         | 04/22/1980   | Active                              | 25                      | 3                 | 1                   | 8.70%               | 22                      | 1                                     | 2                              | Y                              | 2                               | R                 | 02/2024                              |                 |               |
| 31372                                                      | CUMMINS & DISTRICT             | 11/18/1975   | Active                              | 16                      | 0                 | 0                   | 0.00%               | 17                      |                                       | 9                              | N                              | 6                               |                   | 10/2020                              |                 |               |
| 22824                                                      | ELIZABETH PLAYFORD             | 02/25/1963   | Active                              | 33                      | 2                 | 1                   | 3.13%               | 33                      | 1                                     | 0                              | Y                              | 3                               | N                 | 12/2025                              |                 |               |
| Exc Award (06/30/2018, 06/30/2020, 06/30/2024, 06/30/2025) |                                |              |                                     |                         |                   |                     |                     |                         |                                       |                                |                                |                                 |                   |                                      |                 | \$632.54      |
| 22655                                                      | GAWLER                         | 09/12/1967   | Active                              | 20                      | 2                 | 2                   | 0.00%               | 19                      | 12                                    | 1                              | N                              |                                 |                   | 12/2025                              |                 |               |
| Exc Award (06/30/2023, 06/30/2024)                         |                                |              |                                     |                         |                   |                     |                     |                         |                                       |                                |                                |                                 |                   |                                      |                 |               |
| 22656                                                      | GILBERT VALLEY                 | 08/27/1969   | Active                              | 20                      | 3                 | 0                   | 17.65%              | 15                      |                                       | 2                              | Y                              | 2                               |                   | 10/2025                              | 90+ Days        |               |



# Club Health Assessment for District 201C1 through December 2025

|                                    |                             |              | Status                              | Membership              |                   |                     |                     |                         |                                       | Reports                        |                                |                                 |                   | Finance                              | LCIF            |               |
|------------------------------------|-----------------------------|--------------|-------------------------------------|-------------------------|-------------------|---------------------|---------------------|-------------------------|---------------------------------------|--------------------------------|--------------------------------|---------------------------------|-------------------|--------------------------------------|-----------------|---------------|
| Club Number                        | Club Name                   | Charter Date | Times in Status Quo in Past 2 Years | Current Member Count ** | YTD Members Added | YTD Members Dropped | YTD Net Growth% *** | Member Count 1 Year Ago | Dropped Members Avg.Length of Service | Months Since Membership Update | Current Officers Reported **** | Current President Repeated Term | VP Reported ***** | Last Date Reported Service (mm/yyyy) | Account Balance | YTD Donations |
| Exc Award (06/30/2024, 06/30/2025) |                             |              |                                     |                         |                   |                     |                     |                         |                                       |                                |                                |                                 |                   |                                      |                 |               |
| 37086                              | GILLES PLAINS               | 05/14/1979   | Active                              | 17                      | 0                 | 0                   | 0.00%               | 19                      |                                       | 5                              | Y                              |                                 |                   | 08/2025                              |                 |               |
| Exc Award (06/30/2018, 06/30/2023) |                             |              |                                     |                         |                   |                     |                     |                         |                                       |                                |                                |                                 |                   |                                      |                 |               |
| 38194                              | GLENSIDE                    | 03/18/1980   | Active                              | 30                      | 5                 | 2                   | 11.11%              | 29                      | 3                                     | 1                              | Y                              |                                 | R                 | 12/2025                              |                 |               |
| 49899                              | GOLDEN GROVE                | 10/09/1989   | Active                              | 28                      | 1                 | 0                   | 3.70%               | 30                      |                                       | 4                              | Y                              |                                 |                   | 12/2025                              | 90+ Days        |               |
| Exc Award (06/30/2021)             |                             |              |                                     |                         |                   |                     |                     |                         |                                       |                                |                                |                                 |                   |                                      |                 |               |
| 22833                              | JAMESTOWN                   | 06/15/1967   | Active(1)                           | 23                      | 0                 | 0                   | 0.00%               | 25                      |                                       | 9                              | Y                              | 2                               |                   | 03/2024                              |                 |               |
| 22834                              | KADINA                      | 09/28/1967   | Active                              | 14                      | 0                 | 0                   | 0.00%               | 15                      |                                       | 5                              | Y                              |                                 |                   | 10/2025                              |                 |               |
| 22836                              | KIMBA                       | 04/25/1972   | Active                              | 7                       | 0                 | 0                   | 0.00%               | 13                      |                                       | 7                              | Y                              |                                 |                   | 12/2025                              |                 |               |
| 35229                              | LOCK                        | 03/08/1978   | Active                              | 5                       | 0                 | 2                   | -28.57%             | 6                       | 3                                     | 2                              | Y                              | 4                               |                   | 09/2025                              |                 |               |
| 34133                              | MAITLAND & DISTRICT L C     | 06/16/1977   | Active(1)                           | 6                       | 0                 | 1                   | -14.29%             | 7                       | 12                                    | 1                              | N                              | 3                               |                   | 11/2025                              |                 |               |
| 39445                              | MALLALA & DISTRICT L C      | 02/12/1981   | Active(1)                           | 27                      | 0                 | 1                   | -3.57%              | 29                      | 45                                    | 3                              | Y                              |                                 | N                 | 11/2025                              |                 |               |
| 31580                              | MODBURY                     | 01/23/1976   | Active                              | 12                      | 0                 | 0                   | 0.00%               | 12                      |                                       | 2                              | Y                              | 12                              | R                 | 11/2025                              | 90+ Days        |               |
| 22839                              | MOONTA                      | 01/15/1970   | Active(1)                           | 19                      | 4                 | 2                   | 11.76%              | 15                      | 4                                     | 3                              | Y                              | 2                               |                   | 11/2025                              |                 |               |
| 22671                              | ONKAPARINGA L C             | 06/19/1967   | Active                              | 28                      | 2                 | 0                   | 7.69%               | 25                      |                                       | 1                              | Y                              | 2                               | R                 | 12/2025                              |                 | \$1,312.33    |
| 37860                              | ORROROO & DISTRICT L C      | 12/19/1979   | Active                              | 11                      | 0                 | 0                   | 0.00%               | 11                      |                                       | 10                             | Y                              | 9                               |                   | 12/2019                              |                 |               |
| 51366                              | PARALOWIE                   | 02/28/1991   | Active                              | 29                      | 2                 | 0                   | 7.41%               | 27                      |                                       | 5                              | Y                              | 7                               | N                 | 09/2025                              |                 | \$97.38       |
| Exc Award (06/30/2018)             |                             |              |                                     |                         |                   |                     |                     |                         |                                       |                                |                                |                                 |                   |                                      |                 |               |
| 37483                              | PETERBOROUGH & DISTRICT L C | 08/08/1979   | Active                              | 14                      | 0                 | 0                   | 0.00%               | 14                      |                                       | 15                             | Y                              | 2                               |                   | 12/2025                              |                 |               |
| 22843                              | PORT AUGUSTA                | 11/21/1966   | Active                              | 28                      | 0                 | 2                   | -6.67%              | 32                      | 4                                     | 1                              | Y                              | 2                               |                   | 12/2025                              |                 |               |
| 22845                              | PORT LINCOLN                | 05/27/1965   | P- Active                           | 25                      | 4                 | 1                   | 13.64%              | 26                      | 0                                     | 0                              | Y                              |                                 | N                 | 10/2025                              |                 | \$325.56      |
| Exc Award (06/30/2018, 06/30/2019) |                             |              |                                     |                         |                   |                     |                     |                         |                                       |                                |                                |                                 |                   |                                      |                 |               |
| 22846                              | PORT PIRIE                  | 08/07/1965   | Active                              | 18                      | 0                 | 0                   | 0.00%               | 19                      |                                       | 7                              | Y                              | 3                               | N                 | 11/2025                              |                 | \$130.56      |
| 22847                              | PROSPECT-BLAIR ATHOL L C    | 01/28/1964   | Active(1)                           | 19                      | 0                 | 5                   | -20.83%             | 24                      | 16                                    | 2                              | Y                              | 12                              |                   | 10/2025                              |                 |               |
| 39294                              | QUORN                       | 01/19/1981   | Active                              | 11                      | 0                 | 0                   | 0.00%               | 9                       |                                       | 9                              | Y                              |                                 |                   | 11/2025                              |                 |               |
| 22848                              | RICHMOND                    | 03/19/1964   | Active                              | 26                      | 2                 | 1                   | 4.00%               | 27                      | 8                                     | 4                              | Y                              | 11                              |                   | 09/2025                              | 90+ Days        |               |
| 22827                              | ROCKY RIVER                 | 09/16/1970   | Active                              | 17                      | 0                 | 0                   | 0.00%               | 16                      |                                       | 5                              | Y                              |                                 | N                 | 06/2025                              |                 | \$65.35       |
| 22849                              | SALISBURY                   | 04/17/1969   | Active                              | 11                      | 0                 | 0                   | 0.00%               | 9                       |                                       | 7                              | Y                              |                                 | R                 | 09/2025                              |                 |               |
| 101834                             | STANSBURY DALRYMPLE         | 05/10/2008   | Active                              | 18                      | 1                 | 0                   | 5.88%               | 19                      |                                       | 0                              | Y                              |                                 |                   | 12/2025                              |                 |               |



## Club Health Assessment for District 201C1 through December 2025

|                           |                           |                           | Status                              |                             |                   | Membership          |                     |                            |                                       |                                      | Reports                          |                                  |                               |                                            | Finance                   |                            | LCIF                             |                                                |    |
|---------------------------|---------------------------|---------------------------|-------------------------------------|-----------------------------|-------------------|---------------------|---------------------|----------------------------|---------------------------------------|--------------------------------------|----------------------------------|----------------------------------|-------------------------------|--------------------------------------------|---------------------------|----------------------------|----------------------------------|------------------------------------------------|----|
| Club Number               | Club Name                 | Charter Date              | Times in Status Quo in Past 2 Years | Current Member Count **     | YTD Members Added | YTD Members Dropped | YTD Net Growth% *** | Member Count 1 Year Ago    | Dropped Members Avg.Length of Service | Months Since Membership Update       | Current Officers Reported ****   | Current President Repeated Term  | VP Reported *****             | Last Date Reported Service (mm/yyyy)       | Account Balance           | YTD Donations              |                                  |                                                |    |
| 22679                     | TEATREE GULLY             | 03/04/1964                | Active                              | 14                          | 0                 | 0                   | 0.00%               | 13                         |                                       | 6                                    | Y                                | 2                                |                               | 04/2024                                    |                           |                            |                                  |                                                |    |
| 22680                     | TORRENS VALLEY L C        | 10/23/1968                | Active                              | 24                          | 0                 | 0                   | 0.00%               | 23                         |                                       | 2                                    | Y                                |                                  | N                             | 12/2025                                    |                           |                            |                                  |                                                |    |
| 37746                     | TUMBY BAY & DISTRICTS L C | 11/28/1979                | Active                              | 38                          | 1                 | 2                   | -2.56%              | 38                         | 26                                    | 1                                    | Y                                |                                  | N                             | 12/2019                                    |                           |                            |                                  |                                                |    |
| 22856                     | WALLAROO                  | 12/16/1971                | Active                              | 15                          | 0                 | 3                   | -16.67%             | 19                         | 17                                    | 0                                    | N                                | 6                                | R                             | 10/2025                                    |                           |                            |                                  |                                                |    |
| 22857                     | WEST BEACH                | 04/15/1964                | Active                              | 9                           | 0                 | 0                   | 0.00%               | 9                          |                                       | 9                                    | Y                                | 5                                | R                             | 11/2025                                    |                           | \$646.31                   |                                  |                                                |    |
| 64114                     | WEST LAKES SEATON         | 03/26/2001                | Active                              | 17                          | 2                 | 0                   | 13.33%              | 15                         |                                       | 2                                    | Y                                | 5                                | R                             | 11/2025                                    |                           |                            |                                  |                                                |    |
| 22859                     | WHYALLA                   | 04/01/1964                | Active                              | 16                          | 0                 | 0                   | 0.00%               | 13                         |                                       | 6                                    | Y                                | 2                                |                               | 04/2025                                    |                           |                            |                                  |                                                |    |
| 29316                     | WHYALLA MOUNT LAURA       | 05/03/1974                | Active                              | 19                          | 1                 | 3                   | -9.52%              | 21                         | 7                                     | 1                                    | Y                                |                                  |                               | 11/2025                                    | 90+ Days                  | \$974.39                   |                                  |                                                |    |
| 31281                     | WUDINNA                   | 10/14/1975                | Active                              | 3                           | 0                 | 0                   | 0.00%               | 3                          |                                       | 17                                   | Y                                | 14                               |                               | 09/2025                                    |                           |                            |                                  |                                                |    |
| Current Total Clubs Count | YTD New Clubs Count       | YTD Cancelled Clubs Count | YTD Net Club Gain                   | Current Total Members Count | YTD Add           | YTD Drop            | YTD Net Growth %    | Member Count 12 Months Ago | Average Member Count Per Club         | % of Clubs with less than 20 members | % No Officer Report in 12 Months | % of Clubs with balance 90+ days | Number of Clubs in Status Quo | % Status Quo Clubs in Financial Suspension | Number of Cancelled Clubs | Average Cancelled Club Age | Members Lost Due to Cancellation | % of Clubs Cancelled for Non-Financial Reasons |    |
| 54                        | 0                         | 0                         | 0                                   | 1,081                       | 53                | 39                  | 14                  | 1.31%                      | 1,059                                 | 20                                   | 59%                              | 0%                               | 15%                           | 0                                          | 0%                        | 0                          | 0                                | 0                                              | 0% |

\* - P - Priority Club. Cancellation Reasons: 1-Objectives/conduct, 2-Non-active club, 5-Non-existing club, 6-Disbanding, 7-Merger, 8-Financial Suspension, 9-District/Multiple District Dues.

\*\* Red denotes below 15 active members.

\*\*\* Red denotes 20% + loss.

\*\*\*\* Y - all 3 (President, Secretary, Treasurer) club officers reported, N - not all 3 reported.

\*\*\*\*\* Abbreviation: N-New, IP-Immediate Past, R-Repeat.



# Club Health Assessment for District 201C2 through December 2025

|                               |                                                |              | Status                              | Membership              |                   |                     |                     |                         |                                       | Reports                        |                                |                                 |                   | Finance                              | LCIF            |               |
|-------------------------------|------------------------------------------------|--------------|-------------------------------------|-------------------------|-------------------|---------------------|---------------------|-------------------------|---------------------------------------|--------------------------------|--------------------------------|---------------------------------|-------------------|--------------------------------------|-----------------|---------------|
| Club Number                   | Club Name                                      | Charter Date | Times in Status Quo in Past 2 Years | Current Member Count ** | YTD Members Added | YTD Members Dropped | YTD Net Growth% *** | Member Count 1 Year Ago | Dropped Members Avg.Length of Service | Months Since Membership Update | Current Officers Reported **** | Current President Repeated Term | VP Reported ***** | Last Date Reported Service (mm/yyyy) | Account Balance | YTD Donations |
| Clubs more than two years old |                                                |              |                                     |                         |                   |                     |                     |                         |                                       |                                |                                |                                 |                   |                                      |                 |               |
| 77527                         | ABERFOYLE & DISTRICTS                          | 09/04/2003   | Active                              | 22                      | 0                 | 1                   | -4.35%              | 28                      | 1                                     | 1                              | Y                              |                                 | N                 | 10/2025                              |                 |               |
|                               | Exc Award (06/30/2020)                         |              |                                     |                         |                   |                     |                     |                         |                                       |                                |                                |                                 |                   |                                      |                 |               |
| 137531                        | Australian Hearing Dogs                        | 03/07/2019   | Active                              | 30                      | 0                 | 0                   | 0.00%               | 33                      |                                       | 2                              | Y                              |                                 | N                 | 10/2025                              |                 | \$326.77      |
|                               | Exc Award (06/30/2020)                         |              |                                     |                         |                   |                     |                     |                         |                                       |                                |                                |                                 |                   |                                      |                 |               |
| 22653                         | BATTUNGA COUNTRY                               | 04/01/1971   | Active                              | 18                      | 0                 | 0                   | 0.00%               | 17                      |                                       | 2                              | Y                              | 4                               |                   | 10/2025                              |                 |               |
| 38919                         | BEACHPORT-RIVOLI BAY L C                       | 09/10/1980   | Active                              | 29                      | 1                 | 0                   | 3.57%               | 31                      |                                       | 1                              | Y                              | 2                               | N                 | 12/2025                              |                 |               |
| 22647                         | BERRI                                          | 02/04/1970   | Active                              | 26                      | 3                 | 2                   | 4.00%               | 27                      | 5                                     | 1                              | Y                              |                                 | N                 | 06/2025                              |                 | \$1,307.10    |
|                               | Exc Award (06/30/2019, 06/30/2020, 06/30/2023) |              |                                     |                         |                   |                     |                     |                         |                                       |                                |                                |                                 |                   |                                      |                 |               |
| 22648                         | BLACKWOOD                                      | 08/05/1965   | Active                              | 34                      | 2                 | 3                   | -2.86%              | 33                      | 29                                    | 0                              | Y                              |                                 | N                 | 11/2025                              |                 | \$3,200.00    |
| 143642                        | Blue Lake City Lioness                         | 11/18/2020   | Active                              | 22                      | 1                 | 0                   | 4.76%               | 21                      |                                       | 2                              | Y                              |                                 |                   | 10/2025                              |                 |               |
| 22649                         | BORDERTOWN                                     | 11/16/1968   | Active                              | 11                      | 0                 | 3                   | -21.43%             | 15                      | 4                                     | 1                              | Y                              |                                 |                   | 06/2024                              |                 |               |
| 22818                         | BRIGHTON                                       | 04/18/1966   | Active                              | 27                      | 1                 | 2                   | -3.57%              | 29                      | 5                                     | 2                              | Y                              |                                 |                   | 12/2025                              |                 |               |
| 22650                         | BROKEN HILL                                    | 03/13/1961   | Active                              | 22                      | 1                 | 0                   | 4.76%               | 20                      |                                       | 3                              | Y                              |                                 | N                 | 07/2025                              |                 |               |
| 29393                         | BURONGA GOL GOL & DISTRICTS                    | 05/23/1974   | Active                              | 14                      | 1                 | 0                   | 7.69%               | 14                      |                                       | 5                              | Y                              | 2                               | R                 | 07/2024                              |                 |               |
| 22819                         | DARWIN CASUARINA                               | 04/17/1973   | Active                              | 19                      | 4                 | 3                   | 5.56%               | 20                      | 4                                     | 4                              | N                              | None                            | R                 | 05/2025                              |                 |               |
| 22822                         | DARWIN NIGHTCLIFF                              | 02/18/1971   | Active(2)                           | 12                      | 0                 | 0                   | 0.00%               | 12                      |                                       | 9                              | Y                              | 2                               | R                 | 08/2020                              |                 |               |
| 22823                         | EDWARDSTOWN                                    | 05/17/1962   | Active                              | 31                      | 1                 | 1                   | 0.00%               | 32                      | 1                                     | 2                              | Y                              | 2                               | N                 | 06/2025                              |                 |               |
| 33971                         | GAMBIER CITY                                   | 05/31/1977   | Active                              | 24                      | 0                 | 2                   | -7.69%              | 26                      | 7                                     | 2                              | Y                              |                                 | IP                | 07/2025                              |                 |               |
| 37377                         | GOOLWA                                         | 06/28/1979   | Active                              | 32                      | 3                 | 1                   | 6.67%               | 33                      | 4                                     | 1                              | Y                              |                                 |                   | 06/2025                              |                 |               |
| 22657                         | HAHNDORF & DISTRICTS L C                       | 08/19/1969   | Active                              | 20                      | 1                 | 1                   | 0.00%               | 19                      | 0                                     | 1                              | Y                              | 2                               | N                 | 12/2025                              |                 | \$653.55      |
| 46079                         | HALLETT COVE & DIST LC                         | 04/21/1986   | Active                              | 46                      | 2                 | 3                   | -2.13%              | 46                      | 6                                     | 0                              | N                              | None                            | R                 | 03/2024                              |                 |               |
|                               | Exc Award (06/30/2017, 06/30/2019)             |              |                                     |                         |                   |                     |                     |                         |                                       |                                |                                |                                 |                   |                                      |                 |               |
| 44082                         | IRYMPLE                                        | 06/22/1984   | Active                              | 16                      | 0                 | 0                   | 0.00%               | 17                      |                                       | 6                              | Y                              | 2                               | R                 | 12/2024                              |                 |               |
|                               | Exc Award (06/30/2018, 06/30/2020)             |              |                                     |                         |                   |                     |                     |                         |                                       |                                |                                |                                 |                   |                                      |                 |               |
| 34683                         | KALANGADOO & DISTRICT L C                      | 11/23/1977   | Active(1)                           | 9                       | 0                 | 1                   | -10.00%             | 10                      | 1                                     | 3                              | Y                              |                                 | N                 | 10/2025                              |                 |               |
| 22658                         | KANGAROO ISLAND L C                            | 10/31/1968   | Active                              | 37                      | 2                 | 3                   | -2.63%              | 38                      | 13                                    | 4                              | Y                              |                                 | N                 | 11/2025                              |                 |               |
| 22660                         | KEITH                                          | 10/02/1968   | Active                              | 13                      | 0                 | 0                   | 0.00%               | 15                      |                                       | 6                              | Y                              |                                 | N                 | 08/2021                              |                 |               |



## Club Health Assessment for District 201C2 through December 2025

|             |                                                            |              | Status                              | Membership              |                   |                     |                     |                         |                                       | Reports                        |                                |                                 |                   | Finance                              | LCIF            |               |
|-------------|------------------------------------------------------------|--------------|-------------------------------------|-------------------------|-------------------|---------------------|---------------------|-------------------------|---------------------------------------|--------------------------------|--------------------------------|---------------------------------|-------------------|--------------------------------------|-----------------|---------------|
| Club Number | Club Name                                                  | Charter Date | Times in Status Quo in Past 2 Years | Current Member Count ** | YTD Members Added | YTD Members Dropped | YTD Net Growth% *** | Member Count 1 Year Ago | Dropped Members Avg.Length of Service | Months Since Membership Update | Current Officers Reported **** | Current President Repeated Term | VP Reported ***** | Last Date Reported Service (mm/yyyy) | Account Balance | YTD Donations |
| 22662       | KINGSTON                                                   | 03/06/1964   | Active                              | 26                      | 2                 | 1                   | 4.00%               | 23                      | 0                                     | 2                              | Y                              |                                 | N                 | 11/2025                              |                 |               |
| 128924      | LAMEROO                                                    | 09/28/2016   | Active                              | 28                      | 0                 | 1                   | -3.45%              | 29                      | 9                                     | 5                              | Y                              | 2                               | N                 | 03/2025                              |                 |               |
| 37178       | LITCHFIELD                                                 | 05/30/1979   | Active                              | 6                       | 0                 | 2                   | -25.00%             | 8                       | 3                                     | 1                              | Y                              |                                 | IP                | 04/2025                              |                 |               |
| 29394       | LUCINDALE S A                                              | 05/23/1974   | Active                              | 42                      | 1                 | 0                   | 2.44%               | 39                      |                                       | 2                              | Y                              | 3                               | R                 | 11/2025                              |                 |               |
| 33970       | MANNUM                                                     | 05/31/1977   | Active                              | 27                      | 1                 | 0                   | 3.85%               | 29                      |                                       | 4                              | Y                              |                                 | N                 | 11/2025                              |                 |               |
| 142372      | Marion City                                                | 07/24/2020   | Active                              | 36                      | 1                 | 3                   | -5.26%              | 41                      | 11                                    | 2                              | Y                              |                                 | R                 | 12/2025                              |                 |               |
|             | Exc Award (06/30/2023)                                     |              |                                     |                         |                   |                     |                     |                         |                                       |                                |                                |                                 |                   |                                      |                 |               |
| 50293       | MCLAREN DISTRICTS                                          | 03/13/1990   | Active                              | 23                      | 1                 | 1                   | 0.00%               | 25                      | 45                                    | 1                              | Y                              |                                 | N                 | 11/2025                              |                 |               |
| 22664       | MENINGIE & DISTRICTS                                       | 03/09/1970   | Active                              | 15                      | 0                 | 0                   | 0.00%               | 16                      |                                       | 9                              | Y                              | 2                               | R                 | 12/2025                              |                 |               |
| 29928       | MERBEIN                                                    | 11/08/1974   | Active                              | 13                      | 0                 | 0                   | 0.00%               | 17                      |                                       | 2                              | Y                              |                                 |                   | 08/2024                              |                 |               |
| 22665       | MILDURA                                                    | 10/13/1966   | Active                              | 43                      | 1                 | 1                   | 0.00%               | 46                      | 17                                    | 3                              | Y                              |                                 | N                 | 06/2025                              |                 |               |
|             | Exc Award (06/30/2023)                                     |              |                                     |                         |                   |                     |                     |                         |                                       |                                |                                |                                 |                   |                                      |                 |               |
| 22666       | MILLICENT                                                  | 05/11/1964   | Active                              | 44                      | 2                 | 2                   | 0.00%               | 43                      | 52                                    | 2                              | Y                              |                                 | N                 | 12/2025                              |                 |               |
|             | Exc Award (06/30/2016, 06/30/2018, 06/30/2024)             |              |                                     |                         |                   |                     |                     |                         |                                       |                                |                                |                                 |                   |                                      |                 |               |
| 37085       | MORGAN & DISTRICT L C                                      | 05/02/1979   | Active(1)                           | 13                      | 2                 | 5                   | -18.75%             | 18                      | 6                                     | 1                              | Y                              | 2                               | N                 | 06/2024                              |                 |               |
| 31708       | MOUNT BARKER                                               | 02/16/1976   | Active                              | 20                      | 0                 | 0                   | 0.00%               | 19                      |                                       | 4                              | Y                              |                                 | N                 | 12/2025                              |                 | \$325.56      |
| 22668       | MOUNT GAMBIER                                              | 02/12/1963   | Active                              | 36                      | 0                 | 2                   | -5.26%              | 37                      | 2                                     | 0                              | Y                              |                                 | N                 | 12/2025                              |                 |               |
|             | Exc Award (06/30/2016, 06/30/2018, 06/30/2019, 06/30/2021) |              |                                     |                         |                   |                     |                     |                         |                                       |                                |                                |                                 |                   |                                      |                 |               |
| 22669       | MURRAY BRIDGE                                              | 09/22/1965   | Active                              | 18                      | 0                 | 0                   | 0.00%               | 20                      |                                       | 5                              | Y                              |                                 |                   | 06/2025                              |                 |               |
| 41385       | MURRAY BRIDGE CITY                                         | 05/21/1982   | Active                              | 10                      | 0                 | 1                   | -9.09%              | 11                      | 5                                     | 0                              | Y                              | 2                               | R                 | 12/2025                              |                 |               |
|             | Exc Award (06/30/2017, 06/30/2018)                         |              |                                     |                         |                   |                     |                     |                         |                                       |                                |                                |                                 |                   |                                      |                 |               |
| 35621       | NAIRNE & DISTRICTS L C                                     | 05/17/1978   | Active                              | 27                      | 5                 | 1                   | 17.39%              | 15                      | 0                                     | 0                              | Y                              | 2                               | N                 | 12/2025                              |                 |               |
|             | Exc Award (06/30/2023)                                     |              |                                     |                         |                   |                     |                     |                         |                                       |                                |                                |                                 |                   |                                      |                 |               |
| 22670       | NARACOORTE                                                 | 09/21/1964   | Active                              | 48                      | 3                 | 0                   | 6.67%               | 43                      |                                       | 2                              | Y                              |                                 | N                 | 07/2025                              |                 |               |
| 22840       | NOARLUNGA-MORPHETT VALE L C                                | 07/04/1966   | Active                              | 42                      | 2                 | 2                   | 0.00%               | 42                      | 44                                    | 0                              | Y                              |                                 | IP                | 11/2025                              |                 |               |
|             | Exc Award (06/30/2019, 06/30/2020, 06/30/2024)             |              |                                     |                         |                   |                     |                     |                         |                                       |                                |                                |                                 |                   |                                      |                 |               |
| 122389      | Palmerston                                                 | 06/17/2014   | Active(1)                           | 11                      | 0                 | 0                   | 0.00%               | 11                      |                                       | 11                             | N                              | None                            |                   | 02/2020                              |                 |               |
| 50981       | PARNDANA WESTERN KANGAROO ISLA                             | 10/02/1990   | Active                              | 9                       | 2                 | 1                   | 12.50%              | 9                       | 1                                     | 1                              | Y                              | 2                               | N                 | 03/2025                              |                 |               |



## Club Health Assessment for District 201C2 through December 2025

|                                                            |                             |              | Status                              | Membership              |                   |                     |                     |                         |                                       | Reports                        |                                |                                 |                   | Finance                              | LCIF            |               |
|------------------------------------------------------------|-----------------------------|--------------|-------------------------------------|-------------------------|-------------------|---------------------|---------------------|-------------------------|---------------------------------------|--------------------------------|--------------------------------|---------------------------------|-------------------|--------------------------------------|-----------------|---------------|
| Club Number                                                | Club Name                   | Charter Date | Times in Status Quo in Past 2 Years | Current Member Count ** | YTD Members Added | YTD Members Dropped | YTD Net Growth% *** | Member Count 1 Year Ago | Dropped Members Avg.Length of Service | Months Since Membership Update | Current Officers Reported **** | Current President Repeated Term | VP Reported ***** | Last Date Reported Service (mm/yyyy) | Account Balance | YTD Donations |
| Exc Award (06/30/2018)                                     |                             |              |                                     |                         |                   |                     |                     |                         |                                       |                                |                                |                                 |                   |                                      |                 |               |
| 22672                                                      | PENOLA                      | 09/27/1965   | Active                              | 18                      | 4                 | 0                   | 28.57%              | 14                      |                                       | 1                              | Y                              | 2                               |                   | 01/2025                              |                 |               |
| Exc Award (06/30/2018)                                     |                             |              |                                     |                         |                   |                     |                     |                         |                                       |                                |                                |                                 |                   |                                      |                 |               |
| 22673                                                      | PINNAROO                    | 04/22/1969   | Active                              | 16                      | 0                 | 0                   | 0.00%               | 16                      |                                       | 9                              | Y                              | 2                               |                   | 10/2024                              |                 |               |
| 22674                                                      | RED CLIFFS                  | 09/24/1968   | Active                              | 16                      | 2                 | 2                   | 0.00%               | 16                      | 30                                    | 0                              | Y                              |                                 | IP                | 06/2025                              |                 |               |
| 22675                                                      | RENMARK                     | 02/28/1964   | Active                              | 37                      | 2                 | 2                   | 0.00%               | 36                      | 4                                     | 0                              | Y                              | 3                               | N                 | 12/2025                              |                 | \$646.31      |
| Exc Award (06/30/2018, 06/30/2024)                         |                             |              |                                     |                         |                   |                     |                     |                         |                                       |                                |                                |                                 |                   |                                      |                 |               |
| 105379                                                     | ROBE AND DISTRICT           | 05/26/2009   | Active                              | 28                      | 0                 | 1                   | -3.45%              | 25                      | 17                                    | 0                              | Y                              |                                 | N                 | 10/2025                              |                 |               |
| Exc Award (06/30/2018, 06/30/2021, 06/30/2023, 06/30/2025) |                             |              |                                     |                         |                   |                     |                     |                         |                                       |                                |                                |                                 |                   |                                      |                 |               |
| 140753                                                     | Seaford & Districts         | 01/17/2020   | Active                              | 31                      | 2                 | 1                   | 3.33%               | 36                      | 4                                     | 1                              | Y                              | 5                               | N                 | 12/2025                              |                 |               |
| 22677                                                      | STRATHALBYN DISTRICT        | 05/20/1968   | Active                              | 24                      | 3                 | 2                   | 4.35%               | 19                      | 3                                     | 0                              | Y                              | 2                               | N                 | 11/2025                              |                 |               |
| Exc Award (06/30/2020)                                     |                             |              |                                     |                         |                   |                     |                     |                         |                                       |                                |                                |                                 |                   |                                      |                 |               |
| 30659                                                      | TAILEM BEND                 | 04/24/1975   | Active                              | 22                      | 0                 | 0                   | 0.00%               | 22                      |                                       | 9                              | Y                              | 4                               | N                 | 11/2025                              |                 |               |
| Exc Award (06/30/2018)                                     |                             |              |                                     |                         |                   |                     |                     |                         |                                       |                                |                                |                                 |                   |                                      |                 |               |
| 22854                                                      | TENNANT CREEK               | 11/17/1967   | Active(2)                           | 7                       | 1                 | 0                   | 16.67%              | 13                      |                                       | 5                              | Y                              | 2                               | R                 | 09/2023                              |                 |               |
| 31590                                                      | TINTINARA                   | 01/22/1976   | Active                              | 8                       | 0                 | 1                   | -11.11%             | 11                      | 11                                    | 3                              | Y                              |                                 |                   | 12/2024                              |                 |               |
| 22851                                                      | VICTOR HARBOR & PORT ELLIOT | 02/20/1969   | Active                              | 32                      | 3                 | 0                   | 10.34%              | 31                      |                                       | 0                              | Y                              | 4                               |                   | 10/2025                              |                 | \$104.18      |
| Exc Award (06/30/2018, 06/30/2024)                         |                             |              |                                     |                         |                   |                     |                     |                         |                                       |                                |                                |                                 |                   |                                      |                 |               |
| 143806                                                     | Wattle Range Lioness        | 12/08/2020   | Active                              | 23                      | 1                 | 0                   | 4.55%               | 21                      |                                       | 1                              | Y                              | 2                               | N                 | 12/2024                              |                 |               |
| 22852                                                      | WILLUNGA & DISTRICTS        | 08/11/1969   | Active                              | 24                      | 1                 | 4                   | -11.11%             | 30                      | 4                                     | 1                              | Y                              | 2                               | R                 | 12/2025                              |                 | \$653.55      |
| 44381                                                      | YANKALILLA & DISTRICT       | 11/15/1984   | Active                              | 50                      | 7                 | 1                   | 13.64%              | 46                      | 0                                     | 1                              | Y                              |                                 | N                 | 12/2025                              |                 |               |
| Exc Award (06/30/2020, 06/30/2023)                         |                             |              |                                     |                         |                   |                     |                     |                         |                                       |                                |                                |                                 |                   |                                      |                 |               |
| 42574                                                      | YULARA AYERS ROCK           | 04/29/1983   | Active                              | 5                       | 0                 | 0                   | 0.00%               | 7                       |                                       | 7                              | Y                              | 2                               |                   | 01/2025                              |                 |               |

Clubs Cancelled Previous Fiscal Year – Clubs Cancelled within last 12 months may be reinstated

| Club Number | Club Name               | Charter Date | Current Status* | Cancellation Date |
|-------------|-------------------------|--------------|-----------------|-------------------|
| 22659       | KAROONDA & DISTRICT L C | 01/30/1973   | Cancelled(6*)   | 01/31/2025        |



## Club Health Assessment for District 201C2 through December 2025

|                           |                     |                           |                   |                             |         | Status                              |                         | Membership                 |                               |                                      |                                  |                                       | Reports                        |                                            |                                 |                            | Finance                              |                                                | LCIF          |
|---------------------------|---------------------|---------------------------|-------------------|-----------------------------|---------|-------------------------------------|-------------------------|----------------------------|-------------------------------|--------------------------------------|----------------------------------|---------------------------------------|--------------------------------|--------------------------------------------|---------------------------------|----------------------------|--------------------------------------|------------------------------------------------|---------------|
|                           |                     |                           |                   |                             |         | Times in Status Quo in Past 2 Years | Current Member Count ** | YTD Members Added          | YTD Members Dropped           | YTD Net Growth***                    | Member Count 1 Year Ago          | Dropped Members Avg.Length of Service | Months Since Membership Update | Current Officers Reported ****             | Current President Repeated Term | VP Reported *****          | Last Date Reported Service (mm/yyyy) | Account Balance                                | YTD Donations |
| Club Number               | Club Name           |                           | Charter Date      |                             |         |                                     |                         |                            |                               |                                      |                                  |                                       |                                |                                            |                                 |                            |                                      |                                                |               |
| Current Total Clubs Count | YTD New Clubs Count | YTD Cancelled Clubs Count | YTD Net Club Gain | Current Total Members Count | YTD Add | YTD Drop                            | YTD Net Growth %        | Member Count 12 Months Ago | Average Member Count Per Club | % of Clubs with less than 20 members | % No Officer Report in 12 Months | % of Clubs with balance 90+ days      | Number of Clubs in Status Quo  | % Status Quo Clubs in Financial Suspension | Number of Cancelled Clubs       | Average Cancelled Club Age | Members Lost Due to Cancellation     | % of Clubs Cancelled for Non-Financial Reasons |               |
| 58                        | 0                   | 0                         | 0                 | 1,392                       | 72      | 63                                  | 9                       | 0.65%                      | 1,420                         | 24                                   | 38%                              | 2%                                    | 0%                             | 0                                          | 0%                              | 0                          | 0                                    | 0                                              | 0%            |

\* - P - Priority Club. Cancellation Reasons: 1-Objectives/conduct, 2-Non-active club, 5-Non-existing club, 6-Disbanding, 7-Merger, 8-Financial Suspension, 9-District/Multiple District Dues.

\*\* Red denotes below 15 active members.

\*\*\* Red denotes 20% + loss.

\*\*\*\* Y - all 3 (President, Secretary, Treasurer) club officers reported, N - not all 3 reported.

\*\*\*\*\* Abbreviation: N-New, IP-Immediate Past, R-Repeat.




# Club Health Assessment for District 201T1 through December 2025

|                               |                                    |              | Status                              | Membership              |                   |                     |                     |                         | Reports                               |                                |                                |                                 | Finance           | LCIF                                 |                 |               |
|-------------------------------|------------------------------------|--------------|-------------------------------------|-------------------------|-------------------|---------------------|---------------------|-------------------------|---------------------------------------|--------------------------------|--------------------------------|---------------------------------|-------------------|--------------------------------------|-----------------|---------------|
| Club Number                   | Club Name                          | Charter Date | Times in Status Quo in Past 2 Years | Current Member Count ** | YTD Members Added | YTD Members Dropped | YTD Net Growth% *** | Member Count 1 Year Ago | Dropped Members Avg.Length of Service | Months Since Membership Update | Current Officers Reported **** | Current President Repeated Term | VP Reported ***** | Last Date Reported Service (mm/yyyy) | Account Balance | YTD Donations |
| Clubs more than two years old |                                    |              |                                     |                         |                   |                     |                     |                         |                                       |                                |                                |                                 |                   |                                      |                 |               |
| 47703                         | BICHENO                            | 09/08/1987   | Active                              | 17                      | 0                 | 0                   | 0.00%               | 18                      |                                       | 7                              | Y                              | 6                               |                   | 09/2025                              |                 |               |
|                               | Exc Award (06/30/2024)             |              |                                     |                         |                   |                     |                     |                         |                                       |                                |                                |                                 |                   |                                      |                 |               |
| 84241                         | BOTHWELL AND DISTRICTS             | 10/05/2004   | Active                              | 12                      | 1                 | 0                   | 9.09%               | 13                      |                                       | 5                              | Y                              | 3                               | N                 | 11/2025                              |                 |               |
| 55951                         | BRIDPORT                           | 06/30/1994   | Active                              | 28                      | 0                 | 4                   | -12.50%             | 31                      | 12                                    | 1                              | N                              | 2                               | R                 | 04/2025                              |                 |               |
|                               | Exc Award (06/30/2023)             |              |                                     |                         |                   |                     |                     |                         |                                       |                                |                                |                                 |                   |                                      |                 |               |
| 115631                        | BRIGHTON                           | 12/06/2011   | Active                              | 11                      | 0                 | 1                   | -8.33%              | 12                      | 2                                     | 2                              | Y                              | 3                               |                   | 09/2024                              |                 |               |
|                               | Exc Award (06/30/2018, 06/30/2019) |              |                                     |                         |                   |                     |                     |                         |                                       |                                |                                |                                 |                   |                                      |                 |               |
| 47334                         | BURNIE EMU BAY                     | 05/18/1987   | Active                              | 15                      | 1                 | 3                   | -11.76%             | 17                      | 7                                     | 1                              | Y                              | 2                               |                   | 12/2025                              |                 |               |
| 22356                         | CITY OF LAUNCESTON                 | 10/30/1957   | Active                              | 9                       | 0                 | 0                   | 0.00%               | 11                      |                                       | 6                              | Y                              |                                 | IP                | 09/2025                              | 90+ Days        |               |
|                               | Exc Award (06/30/2022)             |              |                                     |                         |                   |                     |                     |                         |                                       |                                |                                |                                 |                   |                                      |                 |               |
| 22343                         | CLARENCE                           | 02/13/1965   | Active                              | 20                      | 2                 | 1                   | 5.26%               | 24                      | 11                                    | 1                              | Y                              |                                 |                   | 11/2025                              |                 |               |
|                               | Exc Award (06/30/2020, 06/30/2024) |              |                                     |                         |                   |                     |                     |                         |                                       |                                |                                |                                 |                   |                                      |                 |               |
| 41386                         | DELORAINIE                         | 05/13/1982   | Active                              | 18                      | 0                 | 0                   | 0.00%               | 18                      |                                       | 17                             | Y                              |                                 |                   | 12/2024                              |                 | \$50.00       |
| 31872                         | DEVONPORT MERSEY                   | 03/09/1976   | Active                              | 16                      | 0                 | 1                   | -5.88%              | 17                      | 3                                     | 1                              | Y                              |                                 | N                 | 09/2025                              |                 | \$200.00      |
|                               | Exc Award (06/30/2024)             |              |                                     |                         |                   |                     |                     |                         |                                       |                                |                                |                                 |                   |                                      |                 |               |
| 62992                         | FLINDERS ISLAND                    | 03/31/2000   | Active                              | 8                       | 0                 | 0                   | 0.00%               | 9                       |                                       | 7                              | Y                              | 3                               |                   | 01/2025                              |                 |               |
| 41208                         | FORTH VALLEY                       | 04/13/1982   | Active                              | 23                      | 2                 | 3                   | -4.17%              | 24                      | 16                                    | 1                              | Y                              |                                 |                   | 11/2025                              |                 |               |
| 22346                         | GEORGE TOWN                        | 09/11/1968   | Active                              | 28                      | 2                 | 3                   | -3.45%              | 26                      | 3                                     | 0                              | Y                              |                                 | N                 | 12/2025                              |                 |               |
|                               | Exc Award (06/30/2018)             |              |                                     |                         |                   |                     |                     |                         |                                       |                                |                                |                                 |                   |                                      |                 |               |
| 32113                         | GLAMORGAN INC                      | 04/21/1976   | Active(1)                           | 7                       | 0                 | 0                   | 0.00%               | 8                       |                                       | 6                              | Y                              | 6                               |                   | 07/2025                              |                 |               |
| 22347                         | GLENORCHY CITY                     | 04/01/1964   | Active(1)                           | 18                      | 0                 | 0                   | 0.00%               | 19                      |                                       | 10                             | Y                              |                                 | R                 | 07/2025                              |                 |               |
|                               | Exc Award (06/30/2022, 06/30/2023) |              |                                     |                         |                   |                     |                     |                         |                                       |                                |                                |                                 |                   |                                      |                 |               |
| 47529                         | HADSPEN SOUTH ESK                  | 06/19/1987   | Active                              | 16                      | 0                 | 1                   | -5.88%              | 15                      | 13                                    | 3                              | N                              | 4                               |                   | 11/2025                              |                 |               |
|                               | Exc Award (06/30/2018)             |              |                                     |                         |                   |                     |                     |                         |                                       |                                |                                |                                 |                   |                                      |                 |               |
| 22350                         | HUON L C                           | 08/13/1968   | Active                              | 15                      | 1                 | 0                   | 7.14%               | 14                      |                                       | 1                              | Y                              |                                 | N                 | 12/2025                              |                 | \$196.06      |
|                               | Exc Award (06/30/2023)             |              |                                     |                         |                   |                     |                     |                         |                                       |                                |                                |                                 |                   |                                      |                 |               |
| 22351                         | KENTISH                            | 04/21/1969   | Active                              | 35                      | 4                 | 0                   | 12.90%              | 27                      |                                       | 3                              | Y                              |                                 | N                 | 12/2025                              |                 |               |
| 22354                         | KING ISLAND L C                    | 03/28/1969   | Active(1)                           | 31                      | 2                 | 4                   | -6.06%              | 32                      | 17                                    | 0                              | Y                              |                                 | R                 | 12/2025                              |                 |               |
|                               | Exc Award (06/30/2020, 06/30/2023) |              |                                     |                         |                   |                     |                     |                         |                                       |                                |                                |                                 |                   |                                      |                 |               |
| 22353                         | KINGBOROUGH L C                    | 07/15/1968   | Active                              | 34                      | 1                 | 7                   | -15.00%             | 40                      | 7                                     | 0                              | N                              | None                            | R                 | 12/2025                              |                 |               |



# Club Health Assessment for District 201T1 through December 2025

|  |                            |              | Status                              | Membership              |                   |                     |                     |                         |                                       | Reports                        |                                |                                 |                   |                                      | Finance         | LCIF          |
|----------------------------------------------------------------------------------|----------------------------|--------------|-------------------------------------|-------------------------|-------------------|---------------------|---------------------|-------------------------|---------------------------------------|--------------------------------|--------------------------------|---------------------------------|-------------------|--------------------------------------|-----------------|---------------|
| Club Number                                                                      | Club Name                  | Charter Date | Times in Status Quo in Past 2 Years | Current Member Count ** | YTD Members Added | YTD Members Dropped | YTD Net Growth% *** | Member Count 1 Year Ago | Dropped Members Avg.Length of Service | Months Since Membership Update | Current Officers Reported **** | Current President Repeated Term | VP Reported ***** | Last Date Reported Service (mm/yyyy) | Account Balance | YTD Donations |
| Exc Award (06/30/2018, 06/30/2019, 06/30/2021, 06/30/2024)                       |                            |              |                                     |                         |                   |                     |                     |                         |                                       |                                |                                |                                 |                   |                                      |                 |               |
| 22358                                                                            | KINGS MEADOWS              | 09/22/1970   | Active                              | 22                      | 2                 | 2                   | 0.00%               | 22                      | 16                                    | 0                              | Y                              |                                 | N                 | 12/2025                              |                 |               |
| Exc Award (06/30/2023)                                                           |                            |              |                                     |                         |                   |                     |                     |                         |                                       |                                |                                |                                 |                   |                                      |                 |               |
| 22355                                                                            | LATROBE                    | 12/07/1970   | Active                              | 13                      | 1                 | 0                   | 8.33%               | 12                      |                                       | 2                              | Y                              | 2                               |                   | 12/2025                              |                 |               |
| 22359                                                                            | LAUNCESTON WINDMILL HILL   | 09/14/1961   | Active                              | 15                      | 1                 | 0                   | 7.14%               | 13                      |                                       | 0                              | Y                              | 2                               | R                 | 12/2025                              |                 |               |
| Exc Award (06/30/2019)                                                           |                            |              |                                     |                         |                   |                     |                     |                         |                                       |                                |                                |                                 |                   |                                      |                 |               |
| 48557                                                                            | LILYDALE                   | 05/10/1988   | Active                              | 11                      | 2                 | 1                   | 10.00%              | 10                      | 31                                    | 0                              | Y                              | 2                               | R                 | 12/2025                              |                 |               |
| 22367                                                                            | NEW NORFOLK                | 08/06/1968   | Active                              | 21                      | 0                 | 0                   | 0.00%               | 21                      |                                       | 2                              | Y                              | 2                               | N                 | 10/2025                              |                 |               |
| 40167                                                                            | NORTH-EAST TASMANIA        | 06/30/1981   | Active                              | 14                      | 1                 | 5                   | -22.22%             | 14                      | 7                                     | 2                              | Y                              | 3                               |                   | 11/2025                              | 90+ Days        |               |
| Exc Award (06/30/2018)                                                           |                            |              |                                     |                         |                   |                     |                     |                         |                                       |                                |                                |                                 |                   |                                      |                 |               |
| 22370                                                                            | PENGUIN                    | 03/14/1962   | Active                              | 47                      | 5                 | 3                   | 4.44%               | 45                      | 9                                     | 0                              | Y                              | 2                               | N                 | 12/2025                              |                 |               |
| Exc Award (06/30/2023, 06/30/2024)                                               |                            |              |                                     |                         |                   |                     |                     |                         |                                       |                                |                                |                                 |                   |                                      |                 |               |
| 31170                                                                            | PERTH TASMANIA             | 09/05/1975   | Active                              | 16                      | 0                 | 0                   | 0.00%               | 17                      |                                       | 0                              | Y                              | 2                               | N                 | 11/2025                              |                 |               |
| 33882                                                                            | PORT CYGNET L C            | 05/05/1977   | Active                              | 12                      | 0                 | 0                   | 0.00%               | 14                      |                                       | 2                              | Y                              | 8                               |                   | 05/2025                              |                 |               |
| 43784                                                                            | PORT SORELL                | 04/12/1984   | Active                              | 31                      | 3                 | 1                   | 6.90%               | 32                      | 24                                    | 4                              | Y                              |                                 | R                 | 11/2025                              |                 |               |
| 22373                                                                            | QUEENSTOWN                 | 07/18/1967   | Active                              | 12                      | 0                 | 0                   | 0.00%               | 10                      |                                       | 8                              | Y                              | 8                               | R                 | 12/2025                              |                 |               |
| 22357                                                                            | RIVERSIDE INC              | 03/18/1965   | Active                              | 31                      | 1                 | 0                   | 3.33%               | 31                      |                                       | 2                              | Y                              |                                 | N                 | 08/2025                              |                 |               |
| Exc Award (06/30/2023, 06/30/2024)                                               |                            |              |                                     |                         |                   |                     |                     |                         |                                       |                                |                                |                                 |                   |                                      |                 |               |
| 62993                                                                            | ROCKY CAPE                 | 03/31/2000   | Active                              | 27                      | 0                 | 0                   | 0.00%               | 27                      |                                       | 7                              | Y                              | 2                               |                   | 12/2025                              |                 |               |
| Exc Award (06/30/2017, 06/30/2018)                                               |                            |              |                                     |                         |                   |                     |                     |                         |                                       |                                |                                |                                 |                   |                                      |                 |               |
| 33883                                                                            | ROSEBERY                   | 05/18/1977   | Active                              | 12                      | 0                 | 1                   | -7.69%              | 13                      | 3                                     | 1                              | Y                              |                                 |                   | 10/2023                              |                 |               |
| 22376                                                                            | SCOTTSDALE                 | 11/10/1969   | Active                              | 16                      | 1                 | 1                   | 0.00%               | 14                      | 5                                     | 0                              | Y                              | 2                               |                   | 11/2025                              | 90+ Days        |               |
| Exc Award (06/30/2018, 06/30/2023)                                               |                            |              |                                     |                         |                   |                     |                     |                         |                                       |                                |                                |                                 |                   |                                      |                 |               |
| 22377                                                                            | SMITHTON-CIRCULAR HEAD L C | 10/20/1969   | Active                              | 16                      | 2                 | 1                   | 6.67%               | 16                      | 13                                    | 0                              | Y                              | 4                               |                   | 11/2025                              |                 |               |
| Exc Award (06/30/2019)                                                           |                            |              |                                     |                         |                   |                     |                     |                         |                                       |                                |                                |                                 |                   |                                      |                 |               |
| 22378                                                                            | SORELL                     | 12/11/1973   | Active                              | 24                      | 1                 | 1                   | 0.00%               | 27                      | 24                                    | 3                              | Y                              |                                 |                   | 11/2025                              |                 |               |
| Exc Award (06/30/2018, 06/30/2020)                                               |                            |              |                                     |                         |                   |                     |                     |                         |                                       |                                |                                |                                 |                   |                                      |                 |               |
| 54334                                                                            | SPRING BAY                 | 04/12/1993   | Active                              | 7                       | 0                 | 1                   | -12.50%             | 8                       | 26                                    | 4                              | N                              | None                            |                   | 12/2023                              |                 |               |
| 45175                                                                            | TASMAN                     | 06/20/1985   | Active                              | 8                       | 4                 | 3                   | 14.29%              | 8                       | 9                                     | 3                              | Y                              |                                 |                   | 09/2025                              |                 |               |
| 155405                                                                           | Tasmanian Online           | 08/15/2023   | Active                              | 18                      | 5                 | 4                   | 5.88%               | 21                      | 2                                     | 0                              | Y                              | 2                               |                   | 06/2025                              |                 |               |



## Club Health Assessment for District 201T1 through December 2025

INTERNATIONAL

| Club Number | Club Name  | Charter Date | Status                              | Membership              |                   |                     |                     |                         |                                       | Reports                        |                                |                                 |                   | Finance                              | LCIF            |               |
|-------------|------------|--------------|-------------------------------------|-------------------------|-------------------|---------------------|---------------------|-------------------------|---------------------------------------|--------------------------------|--------------------------------|---------------------------------|-------------------|--------------------------------------|-----------------|---------------|
|             |            |              | Times in Status Quo in Past 2 Years | Current Member Count ** | YTD Members Added | YTD Members Dropped | YTD Net Growth% *** | Member Count 1 Year Ago | Dropped Members Avg.Length of Service | Months Since Membership Update | Current Officers Reported **** | Current President Repeated Term | VP Reported ***** | Last Date Reported Service (mm/yyyy) | Account Balance | YTD Donations |
| 22381       | ULVERSTONE | 05/25/1965   | Active                              | 42                      | 0                 | 1                   | -2.33%              | 45                      | 4                                     | 0                              | Y                              | 3                               |                   | 03/2025                              |                 |               |
| 29653       | WEST TAMAR | 07/15/1974   | Active                              | 18                      | 1                 | 0                   | 5.88%               | 14                      |                                       | 1                              | Y                              |                                 |                   | 12/2025                              |                 |               |
| 55315       | WESTBURY   | 02/21/1994   | Active                              | 39                      | 1                 | 0                   | 2.63%               | 36                      |                                       | 2                              | Y                              | 2                               | R                 | 12/2025                              |                 |               |
| 22382       | WYNYARD    | 07/16/1968   | Active                              | 37                      | 0                 | 0                   | 0.00%               | 38                      |                                       | 6                              | Y                              | 2                               |                   | 10/2023                              |                 |               |
| 30787       | ZEEHAN     | 05/06/1975   | Active                              | 8                       | 0                 | 0                   | 0.00%               | 8                       |                                       | 9                              | Y                              | 11                              | R                 | 12/2025                              |                 |               |

Clubs Cancelled Previous Fiscal Year – Clubs Cancelled within last 12 months may be reinstated

| Club Number | Club Name                     | Charter Date | Current Status* | Cancellation Date |
|-------------|-------------------------------|--------------|-----------------|-------------------|
| 22339       | BURNIE CITY                   | 09/16/1959   | Cancelled(6*)   | 06/29/2025        |
| 56951       | DODGES FERRY SOUTHERN BEACHES | 05/24/1995   | Cancelled(6*)   | 11/30/2024        |
| 22375       | ST HELEN'S                    | 06/26/1972   | Cancelled(6*)   | 11/30/2024        |

| Current Total Clubs Count | YTD New Clubs Count | YTD Cancelled Clubs Count | YTD Net Club Gain | Current Total Members Count | YTD Add | YTD Drop | YTD Net Growth | YTD Net Growth % | Member Count 12 Months Ago | Average Member Count Per Club | % of Clubs with less than 20 members | % No Officer Report in 12 Months | % of Clubs with balance 90+ days | Number of Clubs in Status Quo | % Status Quo Clubs in Financial Suspension | Number of Cancelled Clubs | Average Cancelled Club Age | Members Lost Due to Cancellation | % of Clubs Cancelled for Non-Financial Reasons |
|---------------------------|---------------------|---------------------------|-------------------|-----------------------------|---------|----------|----------------|------------------|----------------------------|-------------------------------|--------------------------------------|----------------------------------|----------------------------------|-------------------------------|--------------------------------------------|---------------------------|----------------------------|----------------------------------|------------------------------------------------|
| 44                        | 0                   | 0                         | 0                 | 878                         | 47      | 53       | -6             | -0.68%           | 891                        | 20                            | 61%                                  | 2%                               | 7%                               | 0                             | 0%                                         | 0                         | 0                          | 0                                | 0%                                             |

\* - P - Priority Club. Cancellation Reasons: 1-Objectives/conduct, 2-Non-active club, 5-Non-existing club, 6-Disbanding, 7-Merger, 8-Financial Suspension, 9-District/Multiple District Dues.

\*\* Red denotes below 15 active members.

\*\*\* Red denotes 20% + loss.

\*\*\*\* Y - all 3 (President, Secretary, Treasurer) club officers reported, N - not all 3 reported.

\*\*\*\*\* Abbreviation: N-New, IP-Immediate Past, R-Repeat.



# Club Health Assessment for District 201V2 through December 2025

|                                    |                        |              | Status                              | Membership              |                   |                     |                     |                         |                                       | Reports                        |                                |                                 |                   | Finance                              | LCIF            |               |
|------------------------------------|------------------------|--------------|-------------------------------------|-------------------------|-------------------|---------------------|---------------------|-------------------------|---------------------------------------|--------------------------------|--------------------------------|---------------------------------|-------------------|--------------------------------------|-----------------|---------------|
| Club Number                        | Club Name              | Charter Date | Times in Status Quo in Past 2 Years | Current Member Count ** | YTD Members Added | YTD Members Dropped | YTD Net Growth% *** | Member Count 1 Year Ago | Dropped Members Avg.Length of Service | Months Since Membership Update | Current Officers Reported **** | Current President Repeated Term | VP Reported ***** | Last Date Reported Service (mm/yyyy) | Account Balance | YTD Donations |
| Clubs more than two years old      |                        |              |                                     |                         |                   |                     |                     |                         |                                       |                                |                                |                                 |                   |                                      |                 |               |
| 22511                              | ALTONA                 | 10/14/1965   | Active                              | 15                      | 0                 | 2                   | -11.76%             | 18                      | 1                                     | 0                              | Y                              |                                 |                   | 12/2025                              |                 |               |
| Exc Award (06/30/2016, 06/30/2021) |                        |              |                                     |                         |                   |                     |                     |                         |                                       |                                |                                |                                 |                   |                                      |                 |               |
| 22510                              | ANGLESEA               | 05/24/1968   | Active                              | 37                      | 5                 | 2                   | 8.82%               | 35                      | 8                                     | 0                              | Y                              | 4                               |                   | 09/2025                              |                 |               |
| 22514                              | ARARAT                 | 06/19/1972   | Active                              | 21                      | 1                 | 0                   | 5.00%               | 21                      |                                       | 2                              | Y                              | 2                               | R                 | 10/2025                              |                 |               |
| 108908                             | BALMORAL DISTRICT      | 07/19/2010   | Active(1)                           | 11                      | 0                 | 0                   | 0.00%               | 10                      |                                       | 10                             | Y                              | 4                               | R                 | 12/2025                              |                 |               |
| 49206                              | BANNOCKBURN & DIST     | 02/06/1989   | Active                              | 6                       | 0                 | 0                   | 0.00%               | 6                       |                                       | 9                              | Y                              | 4                               |                   | 12/2025                              |                 |               |
| 45010                              | BIRREGURRA & DISTRICT  | 05/02/1985   | Active                              | 15                      | 0                 | 1                   | -6.25%              | 16                      | 40                                    | 4                              | Y                              | 5                               |                   | 06/2025                              |                 |               |
| 37446                              | CAMPERDOWN             | 07/02/1979   | Active                              | 27                      | 3                 | 0                   | 12.50%              | 24                      |                                       | 1                              | Y                              |                                 | N                 | 12/2025                              |                 |               |
| Exc Award (06/30/2016, 06/30/2019) |                        |              |                                     |                         |                   |                     |                     |                         |                                       |                                |                                |                                 |                   |                                      |                 |               |
| 22520                              | CASTERTON              | 10/17/1968   | Active                              | 20                      | 0                 | 3                   | -13.04%             | 24                      | 21                                    | 1                              | Y                              |                                 | N                 | 12/2025                              |                 | \$646.31      |
| Exc Award (06/30/2016)             |                        |              |                                     |                         |                   |                     |                     |                         |                                       |                                |                                |                                 |                   |                                      |                 |               |
| 45604                              | CAVENDISH & DISTRICT   | 12/19/1985   | Active(1)                           | 17                      | 0                 | 2                   | -10.53%             | 17                      | 22                                    | 2                              | Y                              |                                 | IP                | 06/2024                              |                 |               |
| 22521                              | COLAC                  | 12/31/1957   | Active                              | 28                      | 5                 | 3                   | 7.69%               | 26                      | 1                                     | 0                              | Y                              |                                 | N                 | 12/2025                              |                 | \$163.24      |
| Exc Award (06/30/2016, 06/30/2022) |                        |              |                                     |                         |                   |                     |                     |                         |                                       |                                |                                |                                 |                   |                                      |                 |               |
| 115746                             | CORIO NORLANE          | 01/18/2012   | Active                              | 25                      | 0                 | 0                   | 0.00%               | 23                      |                                       | 5                              | Y                              |                                 | N                 | 12/2025                              |                 |               |
| 30657                              | DARTMOOR               | 04/24/1975   | Active                              | 10                      | 0                 | 0                   | 0.00%               | 10                      |                                       | 4                              | Y                              | 7                               |                   | 03/2025                              |                 |               |
| 32115                              | DEER PARK              | 04/09/1976   | Active                              | 14                      | 0                 | 0                   | 0.00%               | 15                      |                                       | 0                              | Y                              |                                 | N                 | 12/2025                              | 90+ Days        |               |
| 22522                              | DIMBOOLA               | 07/27/1973   | Active                              | 12                      | 2                 | 3                   | -7.69%              | 13                      | 14                                    | 1                              | Y                              |                                 |                   | 09/2025                              | 90+ Days        |               |
| 30658                              | DUNKELD & DISTRICT     | 04/24/1975   | Active                              | 16                      | 0                 | 1                   | -5.88%              | 18                      | 7                                     | 5                              | Y                              |                                 | N                 | 06/2025                              |                 | \$50.00       |
| 22523                              | EDENHOPE               | 09/08/1958   | Active                              | 19                      | 4                 | 0                   | 26.67%              | 17                      |                                       | 0                              | Y                              |                                 |                   | 12/2025                              |                 |               |
| 22525                              | FOOTSCRAY              | 10/02/1952   | Active                              | 25                      | 6                 | 0                   | 31.58%              | 19                      |                                       | 2                              | Y                              |                                 | N                 | 12/2024                              |                 |               |
| 42694                              | FORREST & DIST         | 05/03/1983   | Active                              | 0                       | 0                 | 10                  | -100.00%            | 12                      | 23                                    | 0                              | N                              | None                            |                   | 03/2024                              | 90+ Days        |               |
| 22526                              | GEELONG                | 03/16/1953   | Active                              | 11                      | 0                 | 2                   | -15.38%             | 13                      | 30                                    | 0                              | Y                              |                                 |                   | 07/2025                              |                 |               |
| 64472                              | GEELONG BREAKFAST      | 06/14/2001   | Active                              | 19                      | 2                 | 0                   | 11.76%              | 16                      |                                       | 1                              | Y                              |                                 |                   | 09/2025                              |                 | \$691.81      |
| 22527                              | GEELONG CORIO BAY      | 07/01/1963   | Active                              | 22                      | 2                 | 2                   | 0.00%               | 23                      | 46                                    | 1                              | Y                              |                                 | N                 | 08/2025                              |                 |               |
| 34321                              | GEELONG HAMLYN HEIGHTS | 07/18/1977   | Active                              | 18                      | 1                 | 0                   | 5.88%               | 18                      |                                       | 0                              | Y                              |                                 |                   | 11/2025                              |                 |               |
| 22528                              | GEELONG SOUTH BARWON   | 07/08/1965   | Active                              | 21                      | 0                 | 0                   | 0.00%               | 21                      |                                       | 9                              | Y                              | 2                               | R                 | 02/2024                              |                 |               |
| 31078                              | GOROKE                 | 07/21/1975   | Active                              | 14                      | 0                 | 0                   | 0.00%               | 14                      |                                       | 18                             | Y                              | 2                               | N                 | 12/2025                              |                 |               |




## Club Health Assessment for District 201V2 through December 2025

|             |                                                         |              | Status                              | Membership              |                   |                     |                     |                         |                                       | Reports                        |                                |                                 |                   | Finance                              |                 | LCIF          |
|-------------|---------------------------------------------------------|--------------|-------------------------------------|-------------------------|-------------------|---------------------|---------------------|-------------------------|---------------------------------------|--------------------------------|--------------------------------|---------------------------------|-------------------|--------------------------------------|-----------------|---------------|
| Club Number | Club Name                                               | Charter Date | Times in Status Quo in Past 2 Years | Current Member Count ** | YTD Members Added | YTD Members Dropped | YTD Net Growth% *** | Member Count 1 Year Ago | Dropped Members Avg.Length of Service | Months Since Membership Update | Current Officers Reported **** | Current President Repeated Term | VP Reported ***** | Last Date Reported Service (mm/yyyy) | Account Balance | YTD Donations |
| 33239       | Green Park                                              | 01/19/1977   | Active                              | 21                      | 2                 | 2                   | 0.00%               | 22                      | 7                                     | 3                              | Y                              | 3                               |                   | 07/2024                              | 90+ Days        | \$96.95       |
| 45427       | GROVEDALE WAURN PONDS<br>Exc Award (06/30/2023)         | 10/08/1985   | Active                              | 14                      | 1                 | 3                   | -12.50%             | 15                      | 26                                    | 0                              | Y                              |                                 |                   | 11/2025                              |                 |               |
| 22529       | HAMILTON<br>Exc Award (06/30/2016)                      | 09/28/1966   | Active                              | 16                      | 2                 | 0                   | 14.29%              | 21                      |                                       | 0                              | Y                              |                                 | R                 | 12/2025                              |                 |               |
| 28202       | HEYWOOD                                                 | 03/28/1974   | Active                              | 21                      | 0                 | 0                   | 0.00%               | 22                      |                                       | 6                              | Y                              | 2                               |                   | 10/2025                              | 90+ Days        |               |
| 22530       | HORSHAM<br>Exc Award (06/30/2018)                       | 06/10/1955   | Active                              | 27                      | 0                 | 2                   | -6.90%              | 30                      | 6                                     | 2                              | Y                              |                                 | N                 | 09/2025                              |                 |               |
| 44468       | INVERLEIGH LEIGH VALLEY                                 | 12/11/1984   | Active                              | 22                      | 0                 | 1                   | -4.35%              | 22                      | 5                                     | 4                              | Y                              | 2                               |                   | 11/2025                              |                 |               |
| 22532       | KANIVA                                                  | 04/13/1966   | Active                              | 19                      | 1                 | 1                   | 0.00%               | 16                      | 0                                     | 5                              | Y                              |                                 | N                 | 06/2025                              | 90+ Days        |               |
| 22534       | KOROIT                                                  | 12/26/1973   | Active                              | 29                      | 1                 | 1                   | 0.00%               | 28                      | 11                                    | 0                              | Y                              |                                 | IP                | 12/2025                              |                 |               |
| 22535       | LARA<br>Exc Award (06/30/2022, 06/30/2023)              | 07/29/1970   | Active                              | 33                      | 3                 | 0                   | 10.00%              | 29                      |                                       | 0                              | Y                              | 2                               | R                 | 12/2025                              |                 | \$65.29       |
| 45605       | LEOPOLD<br>Exc Award (06/30/2021, 06/30/2025)           | 12/16/1985   | Active                              | 36                      | 2                 | 6                   | -10.00%             | 41                      | 7                                     | 0                              | Y                              |                                 | N                 | 12/2025                              |                 |               |
| 22536       | LISMORE AND DISTRICTS                                   | 11/12/1968   | Active                              | 12                      | 0                 | 0                   | 0.00%               | 9                       |                                       | 6                              | Y                              | 9                               |                   | 05/2024                              | 90+ Days        |               |
| 87966       | LITTLE RIVER                                            | 05/03/2005   | Active(1)                           | 7                       | 0                 | 0                   | 0.00%               | 7                       |                                       | 14                             | Y                              | 6                               |                   | 04/2025                              |                 |               |
| 63400       | MELBOURNE VIETNAMESE<br>Exc Award (06/30/2023)          | 06/30/2000   | Active                              | 17                      | 0                 | 0                   | 0.00%               | 17                      |                                       | 9                              | Y                              |                                 |                   | 06/2024                              | 90+ Days        |               |
| 22540       | MERINO DIGBY L C<br>Exc Award (06/30/2024)              | 02/26/1971   | Active                              | 43                      | 28                | 9                   | 79.17%              | 22                      | 0                                     | 1                              | Y                              |                                 | N                 | 11/2025                              |                 |               |
| 22541       | MINYIP                                                  | 08/06/1959   | Active                              | 15                      | 0                 | 0                   | 0.00%               | 17                      |                                       | 6                              | Y                              |                                 | N                 | 03/2025                              |                 |               |
| 39736       | MORTLAKE                                                | 04/15/1981   | Active                              | 16                      | 1                 | 0                   | 6.67%               | 12                      |                                       | 5                              | Y                              | 2                               |                   | 08/2025                              | 90+ Days        |               |
| 32383       | MURTOA                                                  | 06/09/1976   | Active                              | 14                      | 0                 | 1                   | -6.67%              | 15                      | 2                                     | 3                              | Y                              | 2                               |                   | 09/2025                              | 90+ Days        |               |
| 30188       | NATIMUK                                                 | 01/24/1975   | Active(1)                           | 15                      | 0                 | 0                   | 0.00%               | 15                      |                                       | 7                              | Y                              | 2                               |                   | 06/2025                              |                 |               |
| 22542       | NHILL<br>Exc Award (06/30/2018, 06/30/2020, 06/30/2022) | 06/19/1972   | Active                              | 53                      | 1                 | 7                   | -10.17%             | 61                      | 6                                     | 2                              | Y                              |                                 | N                 | 12/2025                              |                 |               |
| 22518       | OCEAN GROVE BARWON HEADS                                | 06/28/1955   | Active                              | 16                      | 0                 | 2                   | -11.11%             | 23                      | 8                                     | 0                              | Y                              |                                 | N                 | 06/2024                              |                 |               |
| 37087       | PENSHURST & DISTRICT L C<br>Exc Award (06/30/2023)      | 05/14/1979   | Active                              | 14                      | 1                 | 0                   | 7.69%               | 11                      |                                       | 3                              | Y                              |                                 | IP                | 11/2025                              |                 |               |



## Club Health Assessment for District 201V2 through December 2025

|  |                             |              | Status                              | Membership              |                   |                     |                     |                         |                                       | Reports                        |                                |                                 |                   | Finance                              | LCIF            |               |
|----------------------------------------------------------------------------------|-----------------------------|--------------|-------------------------------------|-------------------------|-------------------|---------------------|---------------------|-------------------------|---------------------------------------|--------------------------------|--------------------------------|---------------------------------|-------------------|--------------------------------------|-----------------|---------------|
| Club Number                                                                      | Club Name                   | Charter Date | Times in Status Quo in Past 2 Years | Current Member Count ** | YTD Members Added | YTD Members Dropped | YTD Net Growth% *** | Member Count 1 Year Ago | Dropped Members Avg.Length of Service | Months Since Membership Update | Current Officers Reported **** | Current President Repeated Term | VP Reported ***** | Last Date Reported Service (mm/yyyy) | Account Balance | YTD Donations |
| 112099                                                                           | POINT COOK                  | 10/10/2011   | Active                              | 14                      | 2                 | 3                   | -6.67%              | 13                      | 1                                     | 0                              | Y                              |                                 |                   | 12/2025                              | 90+ Days        | \$1,938.92    |
| 34322                                                                            | PORT FAIRY-BELFAST L C      | 07/18/1977   | Active                              | 38                      | 0                 | 0                   | 0.00%               | 38                      |                                       | 15                             | Y                              | 2                               | R                 | 07/2025                              |                 |               |
| 22543                                                                            | PORTARLINGTON-DRYSDAL E L C | 12/07/1970   | Active                              | 34                      | 5                 | 5                   | 0.00%               | 34                      | 3                                     | 1                              | Y                              |                                 | N                 | 12/2025                              |                 |               |
| 22544                                                                            | PORTLAND                    | 11/30/1966   | Active                              | 24                      | 0                 | 2                   | -7.69%              | 23                      | 1                                     | 0                              | Y                              |                                 |                   | 12/2025                              |                 |               |
| 22545                                                                            | QUEENSCLIFF POINT LONSDALE  | 03/29/1961   | Active                              | 10                      | 0                 | 0                   | 0.00%               | 10                      |                                       | 9                              | Y                              | 2                               |                   | 12/2025                              |                 |               |
| 22547                                                                            | RUPANYUP                    | 08/27/1957   | Active                              | 13                      | 0                 | 0                   | 0.00%               | 16                      |                                       | 2                              | Y                              | 2                               | R                 | 09/2025                              |                 |               |
| 55268                                                                            | SIMPSON & DIST L C          | 02/02/1994   | Active                              | 19                      | 3                 | 2                   | 5.56%               | 19                      | 6                                     | 1                              | Y                              |                                 |                   | 06/2025                              |                 |               |
| Exc Award (06/30/2019)                                                           |                             |              |                                     |                         |                   |                     |                     |                         |                                       |                                |                                |                                 |                   |                                      |                 |               |
| 22549                                                                            | SKIPTON                     | 10/24/1973   | Active(2)                           | 0                       | 0                 | 5                   | -100.00%            | 11                      | 4                                     | 0                              | N                              | None                            |                   | 06/2024                              |                 |               |
| 22550                                                                            | STAWELL                     | 05/05/1972   | Active                              | 10                      | 0                 | 0                   | 0.00%               | 5                       |                                       | 0                              | Y                              | 3                               |                   | 07/2024                              |                 |               |
| 22551                                                                            | SUNSHINE                    | 05/12/1953   | Active                              | 30                      | 2                 | 3                   | -3.23%              | 27                      | 7                                     | 0                              | Y                              | 2                               | N                 | 12/2025                              |                 |               |
| Exc Award (06/30/2017, 06/30/2020, 06/30/2025)                                   |                             |              |                                     |                         |                   |                     |                     |                         |                                       |                                |                                |                                 |                   |                                      |                 |               |
| 41560                                                                            | TERANG & DISTRICT L C       | 06/11/1982   | Active                              | 28                      | 2                 | 0                   | 7.69%               | 26                      |                                       | 5                              | Y                              | 2                               |                   | 12/2025                              |                 |               |
| 22552                                                                            | TIMBOON                     | 06/07/1967   | Active(1)                           | 0                       | 0                 | 14                  | -100.00%            | 14                      | 27                                    | 0                              | N                              | None                            |                   | 06/2025                              |                 |               |
| 22553                                                                            | TORQUAY                     | 06/23/1969   | Active                              | 28                      | 0                 | 1                   | -3.45%              | 29                      | 36                                    | 3                              | Y                              |                                 | N                 | 12/2025                              |                 |               |
| 22554                                                                            | WARRNAMBOOL                 | 12/16/1959   | Active                              | 47                      | 4                 | 0                   | 9.30%               | 48                      |                                       | 1                              | Y                              |                                 | N                 | 12/2025                              |                 |               |
| Exc Award (06/30/2020, 06/30/2022)                                               |                             |              |                                     |                         |                   |                     |                     |                         |                                       |                                |                                |                                 |                   |                                      |                 |               |
| 22556                                                                            | WERRIBEE                    | 03/03/1961   | Active                              | 24                      | 5                 | 1                   | 20.00%              | 18                      | 1                                     | 2                              | Y                              |                                 | N                 | 12/2025                              | 90+ Days        | \$195.59      |
| 22557                                                                            | WILLAURA                    | 04/17/1969   | Active                              | 12                      | 1                 | 0                   | 9.09%               | 10                      |                                       | 1                              | Y                              | 2                               |                   | 11/2025                              |                 |               |
| Exc Award (06/30/2018)                                                           |                             |              |                                     |                         |                   |                     |                     |                         |                                       |                                |                                |                                 |                   |                                      |                 |               |
| 22559                                                                            | WINCHELSEA                  | 08/27/1958   | Active                              | 28                      | 0                 | 2                   | -6.67%              | 29                      | 15                                    | 4                              | Y                              | 2                               |                   | 12/2025                              |                 |               |

Clubs Cancelled Previous Fiscal Year – Clubs Cancelled within last 12 months may be reinstated

| Club Number | Club Name            | Charter Date | Current Status* | Cancellation Date |
|-------------|----------------------|--------------|-----------------|-------------------|
| 22538       | MACARTHUR & DIST L C | 11/26/1973   | Cancelled(6*)   | 12/30/2024        |



## Club Health Assessment for District 201V2 through December 2025

|                           |                     |                           |                   |                             |         | Status                              |                | Membership                 |                               |                                      |                                  |                                  | Reports                               |                                            |                                |                                 | Finance                          |                                                | LCIF            |
|---------------------------|---------------------|---------------------------|-------------------|-----------------------------|---------|-------------------------------------|----------------|----------------------------|-------------------------------|--------------------------------------|----------------------------------|----------------------------------|---------------------------------------|--------------------------------------------|--------------------------------|---------------------------------|----------------------------------|------------------------------------------------|-----------------|
|                           |                     |                           |                   |                             |         | Times in Status Quo in Past 2 Years |                | Current Member Count **    | YTD Members Added             | YTD Members Dropped                  | YTD Net Growth***                | Member Count 1 Year Ago          | Dropped Members Avg.Length of Service | Months Since Membership Update             | Current Officers Reported **** | Current President Repeated Term | VP Reported *****                | Last Date Reported Service (mm/yyyy)           | Account Balance |
| Club Number               | Club Name           |                           | Charter Date      |                             |         |                                     |                |                            |                               |                                      |                                  |                                  |                                       |                                            |                                |                                 |                                  |                                                |                 |
| Current Total Clubs Count | YTD New Clubs Count | YTD Cancelled Clubs Count | YTD Net Club Gain | Current Total Members Count | YTD Add | YTD Drop                            | YTD Net Growth | Member Count 12 Months Ago | Average Member Count Per Club | % of Clubs with less than 20 members | % No Officer Report in 12 Months | % of Clubs with balance 90+ days | Number of Clubs in Status Quo         | % Status Quo Clubs in Financial Suspension | Number of Cancelled Clubs      | Average Cancelled Club Age      | Members Lost Due to Cancellation | % of Clubs Cancelled for Non-Financial Reasons |                 |
| 62                        | 0                   | 0                         | 0                 | 1,242                       | 98      | 104                                 | -6             | -0.48%                     | 1,254                         | 20                                   | 56%                              | 3%                               | 19%                                   | 0                                          | 0%                             | 0                               | 0                                | 0                                              | 0%              |

\* - P - Priority Club. Cancellation Reasons: 1-Objectives/conduct, 2-Non-active club, 5-Non-existing club, 6-Disbanding, 7-Merger, 8-Financial Suspension, 9-District/Multiple District Dues.

\*\* Red denotes below 15 active members.

\*\*\* Red denotes 20% + loss.

\*\*\*\* Y - all 3 (President, Secretary, Treasurer) club officers reported, N - not all 3 reported.

\*\*\*\*\* Abbreviation: N-New, IP-Immediate Past, R-Repeat.



# Club Health Assessment for District 201V3 through December 2025

INTERNATIONAL

|                               |                           |              | Status                              | Membership              |                   |                     |                     |                         |                                       | Reports                        |                                |                                 |                   | Finance                              |                 | LCIF          |
|-------------------------------|---------------------------|--------------|-------------------------------------|-------------------------|-------------------|---------------------|---------------------|-------------------------|---------------------------------------|--------------------------------|--------------------------------|---------------------------------|-------------------|--------------------------------------|-----------------|---------------|
| Club Number                   | Club Name                 | Charter Date | Times in Status Quo in Past 2 Years | Current Member Count ** | YTD Members Added | YTD Members Dropped | YTD Net Growth% *** | Member Count 1 Year Ago | Dropped Members Avg.Length of Service | Months Since Membership Update | Current Officers Reported **** | Current President Repeated Term | VP Reported ***** | Last Date Reported Service (mm/yyyy) | Account Balance | YTD Donations |
| Clubs less than two years old |                           |              |                                     |                         |                   |                     |                     |                         |                                       |                                |                                |                                 |                   |                                      |                 |               |
| 178621                        | Licola Wilderness Village | 01/03/2025   | Active                              | 17                      | 0                 | 7                   | -29.17%             | 0                       | 5                                     | 0                              | Y                              | 2                               | R                 | 10/2025                              |                 | \$325.56      |
| Exc Award (06/30/2025)        |                           |              |                                     |                         |                   |                     |                     |                         |                                       |                                |                                |                                 |                   |                                      |                 |               |
| Clubs more than two years old |                           |              |                                     |                         |                   |                     |                     |                         |                                       |                                |                                |                                 |                   |                                      |                 |               |
| 22763                         | BAIRNSDALE                | 06/19/1969   | Active                              | 16                      | 0                 | 0                   | 0.00%               | 19                      |                                       | 3                              | Y                              |                                 |                   | 09/2024                              |                 |               |
| 29813                         | BALNARRING                | 09/12/1974   | Active                              | 3                       | 0                 | 0                   | 0.00%               | 3                       |                                       | 10                             | N                              | 3                               |                   | 08/2018                              |                 |               |
| 58535                         | BASS VALLEY               | 06/30/1996   | Active                              | 4                       | 0                 | 0                   | 0.00%               | 5                       |                                       | 8                              | Y                              | 16                              |                   | 09/2022                              |                 |               |
| 107413                        | BONEO                     | 02/03/2010   | Active                              | 14                      | 0                 | 2                   | -12.50%             | 16                      | 2                                     | 5                              | N                              | None                            |                   | 11/2023                              |                 |               |
| 141892                        | Casey                     | 06/23/2020   | Active                              | 13                      | 2                 | 2                   | 0.00%               | 23                      | 6                                     | 0                              | Y                              |                                 |                   | 12/2025                              |                 |               |
| 145644                        | Casey Hills Lionesses     | 05/19/2021   | Active                              | 10                      | 2                 | 1                   | 11.11%              | 11                      | 2                                     | 0                              | Y                              | 6                               |                   | 12/2021                              |                 |               |
| 33453                         | CHURCHILL & DISTRICT L C  | 03/09/1977   | Active                              | 21                      | 0                 | 0                   | 0.00%               | 23                      |                                       | 6                              | Y                              |                                 | N                 | 03/2022                              |                 |               |
| 22773                         | DROMANA                   | 08/21/1967   | Active                              | 15                      | 1                 | 0                   | 7.14%               | 13                      |                                       | 3                              | Y                              | 3                               |                   | 12/2025                              |                 |               |
| 22774                         | DROUIN                    | 05/09/1973   | Active                              | 30                      | 2                 | 2                   | 0.00%               | 27                      | 18                                    | 0                              | N                              |                                 | N                 | 10/2024                              | 90+ Days        |               |
| Exc Award (06/30/2018)        |                           |              |                                     |                         |                   |                     |                     |                         |                                       |                                |                                |                                 |                   |                                      |                 |               |
| 22776                         | FLINDERS DISTRICT L C     | 05/19/1969   | Active                              | 36                      | 0                 | 1                   | -2.70%              | 36                      | 3                                     | 4                              | Y                              | 2                               |                   | 10/2023                              |                 | \$1,307.10    |
| 22777                         | FRANKSTON                 | 10/12/1961   | Active(1)                           | 13                      | 1                 | 0                   | 8.33%               | 13                      |                                       | 4                              | Y                              |                                 | R                 | 09/2024                              | 90+ Days        | \$980.32      |
| 143333                        | Gippsland Lakes Lionesses | 11/02/2020   | Active                              | 15                      | 2                 | 2                   | 0.00%               | 15                      | 2                                     | 4                              | Y                              | 4                               |                   | 12/2023                              | 90+ Days        |               |
| 22778                         | HEYFIELD                  | 05/17/1968   | Active                              | 46                      | 0                 | 3                   | -6.12%              | 49                      | 17                                    | 0                              | Y                              |                                 | N                 | 09/2024                              |                 | \$651.13      |
| 64469                         | INVERLOCH & DISTRICT      | 06/25/2001   | Active                              | 23                      | 6                 | 0                   | 35.29%              | 16                      |                                       | 0                              | N                              |                                 | IP                | 03/2024                              |                 |               |
| 22779                         | KOO WEE RUP               | 01/16/1973   | Active(1)                           | 8                       | 0                 | 2                   | -20.00%             | 13                      | 18                                    | 1                              | Y                              | 2                               |                   | 12/2019                              | 90+ Days        | \$653.55      |
| 22780                         | KORUMBURRA                | 04/24/1967   | Active                              | 29                      | 1                 | 0                   | 3.57%               | 26                      |                                       | 4                              | Y                              | 2                               | N                 | 02/2020                              |                 | \$653.55      |
| 31181                         | LAKES ENTRANCE            | 08/15/1975   | Active(1)                           | 13                      | 14                | 1                   | 100.00%             | 15                      | 0                                     | 2                              | Y                              | 2                               |                   | 11/2025                              |                 |               |
| 22781                         | LEONGATHA                 | 10/10/1968   | Active                              | 25                      | 1                 | 1                   | 0.00%               | 26                      | 1                                     | 1                              | Y                              |                                 | N                 | 10/2025                              | 90+ Days        |               |
| 31169                         | LINDENOW                  | 09/05/1975   | Active                              | 21                      | 0                 | 0                   | 0.00%               | 22                      |                                       | 3                              | Y                              | 2                               |                   | 04/2019                              |                 |               |
| 39821                         | LOCH SPORT                | 04/29/1981   | Active                              | 16                      | 2                 | 0                   | 14.29%              | 14                      |                                       | 4                              | Y                              | 2                               | N                 | 05/2025                              | 90+ Days        |               |
| 66655                         | LONGWARRY AND DISTRICT    | 09/27/2002   | Active                              | 5                       | 0                 | 0                   | 0.00%               | 6                       |                                       | 8                              | Y                              | 10                              |                   | 07/2025                              |                 |               |
| 22782                         | MAFFRA                    | 03/25/1970   | Active                              | 28                      | 0                 | 4                   | -12.50%             | 26                      | 25                                    | 0                              | Y                              |                                 | R                 | 09/2025                              |                 | \$150.00      |
| 45177                         | MALLACOOTA & DISTRICT     | 06/14/1985   | Active                              | 14                      | 0                 | 0                   | 0.00%               | 14                      |                                       | 8                              | Y                              | 3                               |                   | 07/2017                              |                 |               |



# Club Health Assessment for District 201V3 through December 2025

|                                    |                        |              | Status                              | Membership              |                   |                     |                     |                         |                                       | Reports                        |                                |                                 |                   | Finance                              | LCIF            |               |
|------------------------------------|------------------------|--------------|-------------------------------------|-------------------------|-------------------|---------------------|---------------------|-------------------------|---------------------------------------|--------------------------------|--------------------------------|---------------------------------|-------------------|--------------------------------------|-----------------|---------------|
| Club Number                        | Club Name              | Charter Date | Times in Status Quo in Past 2 Years | Current Member Count ** | YTD Members Added | YTD Members Dropped | YTD Net Growth% *** | Member Count 1 Year Ago | Dropped Members Avg.Length of Service | Months Since Membership Update | Current Officers Reported **** | Current President Repeated Term | VP Reported ***** | Last Date Reported Service (mm/yyyy) | Account Balance | YTD Donations |
| 52303                              | MC CRAE & DIST         | 12/17/1991   | Active(1)                           | 18                      | 3                 | 1                   | 12.50%              | 20                      | 3                                     | 3                              | Y                              |                                 |                   | 12/2025                              | 90+ Days        |               |
| Exc Award (06/30/2020, 06/30/2021) |                        |              |                                     |                         |                   |                     |                     |                         |                                       |                                |                                |                                 |                   |                                      |                 |               |
| 43102                              | METUNG                 | 10/04/1983   | Active                              | 19                      | 0                 | 0                   | 0.00%               | 19                      |                                       | 6                              | Y                              | 4                               | R                 | 12/2018                              |                 |               |
| 85043                              | MIRBOO NORTH           | 03/16/2005   | Active                              | 12                      | 0                 | 0                   | 0.00%               | 11                      |                                       | 6                              | Y                              |                                 |                   | 09/2025                              | 90+ Days        | \$653.55      |
| 22783                              | MOE                    | 08/18/1966   | Active                              | 29                      | 2                 | 0                   | 7.41%               | 30                      |                                       | 1                              | Y                              |                                 |                   | 10/2024                              | 90+ Days        |               |
| 22786                              | MORNINGTON             | 04/23/1968   | Active                              | 28                      | 1                 | 1                   | 0.00%               | 27                      | 53                                    | 2                              | Y                              |                                 |                   | 07/2020                              |                 |               |
| 22787                              | MORWELL                | 09/16/1963   | Active(1)                           | 12                      | 10                | 0                   | 500.00%             | 0                       |                                       | 1                              | N                              | None                            |                   | 07/2020                              |                 | \$300.00      |
| 22788                              | MOUNT ELIZA            | 12/04/1969   | Active                              | 15                      | 0                 | 0                   | 0.00%               | 15                      |                                       | 6                              | Y                              |                                 |                   | 06/2018                              |                 |               |
| 34686                              | MOUNT ERICA L C        | 11/07/1977   | Active                              | 6                       | 0                 | 0                   | 0.00%               | 7                       |                                       | 6                              | N                              | None                            |                   | 09/2025                              |                 |               |
| 62903                              | NARRE WARREN           | 03/13/2000   | Active(1)                           | 7                       | 0                 | 0                   | 0.00%               | 8                       |                                       | 2                              | Y                              | 2                               |                   | 04/2018                              |                 |               |
| 38701                              | NEERIM DISTRICT L C    | 06/23/1980   | Active                              | 13                      | 0                 | 0                   | 0.00%               | 13                      |                                       | 9                              | Y                              | 15                              | R                 | 03/2020                              |                 |               |
| 22791                              | OMEOSHIRE L C          | 03/12/1973   | Active                              | 5                       | 0                 | 0                   | 0.00%               | 5                       |                                       | 8                              | Y                              | 10                              |                   | 09/2016                              |                 |               |
| 22792                              | ORBOST                 | 05/16/1969   | Active(2)                           | 5                       | 1                 | 1                   | 0.00%               | 5                       | 2                                     | 0                              | Y                              | 2                               |                   | 12/2016                              |                 |               |
| 31202                              | PAKENHAM               | 09/17/1975   | Active                              | 9                       | 0                 | 0                   | 0.00%               | 9                       |                                       | 8                              | Y                              | 2                               |                   | 12/2024                              |                 |               |
| 34470                              | PAYNESVILLE            | 09/21/1977   | Active                              | 23                      | 1                 | 0                   | 4.55%               | 17                      |                                       | 3                              | Y                              | 2                               | N                 | 10/2023                              | 90+ Days        |               |
| 22793                              | PHILLIP ISLAND         | 07/22/1968   | Active                              | 18                      | 3                 | 3                   | 0.00%               | 17                      | 8                                     | 1                              | Y                              |                                 |                   | 08/2021                              |                 | \$326.77      |
| 45011                              | RED HILL & DIST        | 05/30/1985   | Active                              | 15                      | 1                 | 1                   | 0.00%               | 16                      | 10                                    | 2                              | N                              | 4                               |                   | 10/2023                              |                 | \$163.39      |
| 22795                              | ROSEDALE               | 01/30/1973   | Active(1)                           | 5                       | 0                 | 0                   | 0.00%               | 5                       |                                       | 8                              | Y                              |                                 |                   | 01/2023                              |                 |               |
| 22796                              | RYE                    | 04/28/1972   | Active                              | 16                      | 0                 | 1                   | -5.88%              | 23                      | 10                                    | 0                              | Y                              | 2                               | N                 | 06/2022                              |                 |               |
| Exc Award (06/30/2021)             |                        |              |                                     |                         |                   |                     |                     |                         |                                       |                                |                                |                                 |                   |                                      |                 |               |
| 22797                              | SALE INC L C           | 04/13/1967   | Active                              | 19                      | 1                 | 0                   | 5.56%               | 16                      |                                       | 4                              | Y                              | 2                               |                   | 11/2025                              | 90+ Days        |               |
| 22801                              | STRATFORD              | 09/12/1972   | Active                              | 13                      | 1                 | 1                   | 0.00%               | 13                      | 0                                     | 2                              | N                              |                                 | N                 | 10/2025                              |                 |               |
| 59900                              | STRZELECKI             | 08/15/1997   | Active                              | 26                      | 0                 | 0                   | 0.00%               | 26                      |                                       | 12                             | N                              |                                 |                   | 04/2022                              | 90+ Days        |               |
| 22803                              | TOORA                  | 11/30/1972   | Active                              | 23                      | 4                 | 2                   | 9.52%               | 18                      | 6                                     | 0                              | Y                              |                                 | N                 | 12/2025                              |                 | \$653.55      |
| 106656                             | TOORADIN & DISTRICT    | 09/25/2009   | Active                              | 15                      | 2                 | 0                   | 15.38%              | 13                      |                                       | 5                              | Y                              | 2                               |                   | 07/2025                              |                 |               |
| 22804                              | TRAFALGAR              | 12/03/1969   | Active                              | 32                      | 4                 | 0                   | 14.29%              | 32                      |                                       | 3                              | Y                              |                                 |                   | 03/2024                              |                 |               |
| 22805                              | TRARALGON              | 04/27/1966   | Active                              | 27                      | 1                 | 2                   | -3.57%              | 27                      | 6                                     | 1                              | Y                              |                                 |                   | 12/2024                              |                 |               |
| 138545                             | Twin Rivers            | 06/07/2019   | Active                              | 9                       | 0                 | 0                   | 0.00%               | 11                      |                                       | 6                              | Y                              | 5                               |                   | 12/2024                              |                 |               |
| 144731                             | Victoria Need For Feed | 01/14/2021   | Active                              | 11                      | 0                 | 0                   | 0.00%               | 13                      |                                       | 6                              | Y                              | 6                               |                   |                                      |                 |               |



## Club Health Assessment for District 201V3 through December 2025

|             |                         |              | Status                              | Membership              |                   |                     |                   |                         |                                       | Reports                        |                                |                                 |                   | Finance                              | LCIF            |               |
|-------------|-------------------------|--------------|-------------------------------------|-------------------------|-------------------|---------------------|-------------------|-------------------------|---------------------------------------|--------------------------------|--------------------------------|---------------------------------|-------------------|--------------------------------------|-----------------|---------------|
| Club Number | Club Name               | Charter Date | Times in Status Quo in Past 2 Years | Current Member Count ** | YTD Members Added | YTD Members Dropped | YTD Net Growth*** | Member Count 1 Year Ago | Dropped Members Avg.Length of Service | Months Since Membership Update | Current Officers Reported **** | Current President Repeated Term | VP Reported ***** | Last Date Reported Service (mm/yyyy) | Account Balance | YTD Donations |
| 22806       | WARRAGUL                | 07/27/1966   | Active                              | 43                      | 2                 | 2                   | 0.00%             | 43                      | 34                                    | 1                              | Y                              | 2                               | N                 | 06/2025                              |                 |               |
| 63401       | WELLINGTON LA TROBE     | 06/30/2000   | Active                              | 14                      | 0                 | 0                   | 0.00%             | 14                      |                                       | 5                              | Y                              | 3                               |                   | 11/2025                              |                 | \$1,292.62    |
| 45178       | WILLOW GROVE & DISTRICT | 06/27/1985   | Active                              | 22                      | 0                 | 0                   | 0.00%             | 20                      |                                       | 4                              | Y                              |                                 |                   | 12/2025                              |                 |               |
| 22809       | WONTHAGGI               | 07/24/1961   | Active(1)                           | 12                      | 0                 | 0                   | 0.00%             | 12                      |                                       | 16                             | N                              | None                            |                   | 05/2023                              |                 |               |
| 35823       | YARRAGON                | 06/22/1978   | Active                              | 25                      | 1                 | 1                   | 0.00%             | 25                      | 0                                     | 2                              | Y                              | 2                               | N                 | 08/2018                              |                 |               |
| 22811       | YARRAM                  | 04/09/1969   | Active                              | 10                      | 0                 | 0                   | 0.00%             | 10                      |                                       | 1                              | Y                              |                                 | N                 | 11/2025                              |                 |               |
| 44885       | YINNAR & DIST           | 04/11/1985   | Active                              | 17                      | 0                 | 0                   | 0.00%             | 17                      |                                       | 6                              | Y                              |                                 | N                 | 09/2023                              |                 |               |

Clubs Cancelled Previous Fiscal Year – Clubs Cancelled within last 12 months may be reinstated

| Club Number | Club Name               | Charter Date | Current Status* | Cancellation Date |
|-------------|-------------------------|--------------|-----------------|-------------------|
| 41049       | BRIAGOLONG & DISTRICT   | 03/15/1982   | Cancelled(8*)   | 12/30/2024        |
| 48185       | BRUTHEN                 | 02/29/1988   | Cancelled(6*)   | 03/29/2025        |
| 148629      | Casey South East United | 10/13/2021   | Cancelled(8*)   | 06/29/2025        |
| 22771       | CRANBOURNE              | 10/16/1972   | Cancelled(8*)   | 06/29/2025        |
| 142902      | Maffra Lionesses        | 09/14/2020   | Cancelled(6*)   | 08/29/2024        |
| 22794       | ROSEBUD                 | 12/26/1972   | Cancelled(6*)   | 08/29/2024        |

| Current Total Clubs Count | YTD New Clubs Count | YTD Cancelled Clubs Count | YTD Net Club Gain | Current Total Members Count | YTD Add | YTD Drop | YTD Net Growth | YTD Net Growth % | Member Count 12 Months Ago | Average Member Count Per Club | % of Clubs with less than 20 members | % No Officer Report in 12 Months | % of Clubs with balance 90+ days | Number of Clubs in Status Quo | % Status Quo Clubs in Financial Suspension | Number of Cancelled Clubs | Average Cancelled Club Age | Members Lost Due to Cancellation | % of Clubs Cancelled for Non-Financial Reasons |
|---------------------------|---------------------|---------------------------|-------------------|-----------------------------|---------|----------|----------------|------------------|----------------------------|-------------------------------|--------------------------------------|----------------------------------|----------------------------------|-------------------------------|--------------------------------------------|---------------------------|----------------------------|----------------------------------|------------------------------------------------|
| 58                        | 0                   | 0                         | 0                 | 1,008                       | 72      | 44       | 28             | 2.86%            | 988                        | 17                            | 67%                                  | 2%                               | 21%                              | 0                             | 0%                                         | 0                         | 0                          | 0                                | 0%                                             |

\* - P - Priority Club. Cancellation Reasons: 1-Objectives/conduct, 2-Non-active club, 5-Non-existing club, 6-Disbanding, 7-Merger, 8-Financial Suspension, 9-District/Multiple District Dues.

\*\* Red denotes below 15 active members.

\*\*\* Red denotes 20% + loss.

\*\*\*\* Y - all 3 (President, Secretary, Treasurer) club officers reported, N - not all 3 reported.

\*\*\*\*\* Abbreviation: N-New, IP-Immediate Past, R-Repeat.



## Club Health Assessment for District 201V5 through December 2025

|                                    |                            |              | Status                              | Membership              |                   |                     |                     |                         |                                       | Reports                        |                                |                                 |                   | Finance                              |                 | LCIF          |
|------------------------------------|----------------------------|--------------|-------------------------------------|-------------------------|-------------------|---------------------|---------------------|-------------------------|---------------------------------------|--------------------------------|--------------------------------|---------------------------------|-------------------|--------------------------------------|-----------------|---------------|
| Club Number                        | Club Name                  | Charter Date | Times in Status Quo in Past 2 Years | Current Member Count ** | YTD Members Added | YTD Members Dropped | YTD Net Growth% *** | Member Count 1 Year Ago | Dropped Members Avg.Length of Service | Months Since Membership Update | Current Officers Reported **** | Current President Repeated Term | VP Reported ***** | Last Date Reported Service (mm/yyyy) | Account Balance | YTD Donations |
| Clubs less than two years old      |                            |              |                                     |                         |                   |                     |                     |                         |                                       |                                |                                |                                 |                   |                                      |                 |               |
| 157616                             | Box Hill Silk Road         | 03/26/2024   | Active                              | 33                      | 9                 | 6                   | 10.00%              | 23                      | 2                                     | 0                              | Y                              | 3                               | N                 | 05/2025                              |                 | \$1,020.00    |
| Clubs more than two years old      |                            |              |                                     |                         |                   |                     |                     |                         |                                       |                                |                                |                                 |                   |                                      |                 |               |
| 22964                              | ALEXANDRA                  | 08/22/1972   | Active                              | 15                      | 0                 | 0                   | 0.00%               | 13                      |                                       | 1                              | Y                              |                                 | N                 | 12/2025                              |                 |               |
| 126033                             | Ashwood-Mt Waverley        | 10/21/2015   | Active                              | 15                      | 0                 | 1                   | -6.25%              | 17                      | 3                                     | 2                              | Y                              | 3                               | R                 | 12/2025                              |                 |               |
| 22764                              | BEAUMARIS                  | 09/12/1972   | Active                              | 9                       | 0                 | 3                   | -25.00%             | 17                      | 20                                    | 0                              | Y                              | 7                               | R                 | 11/2025                              |                 | \$931.60      |
| Exc Award (06/30/2023)             |                            |              |                                     |                         |                   |                     |                     |                         |                                       |                                |                                |                                 |                   |                                      |                 |               |
| 32554                              | BLACKBURN                  | 06/28/1976   | Active                              | 32                      | 3                 | 2                   | 3.23%               | 35                      | 3                                     | 2                              | Y                              |                                 | IP                | 12/2025                              |                 | \$3,251.25    |
| Exc Award (06/30/2023, 06/30/2024) |                            |              |                                     |                         |                   |                     |                     |                         |                                       |                                |                                |                                 |                   |                                      |                 |               |
| 22969                              | BORONIA                    | 04/26/1969   | Active(1)                           | 16                      | 5                 | 1                   | 33.33%              | 13                      | 0                                     | 5                              | Y                              | 11                              |                   | 07/2025                              |                 |               |
| 22340                              | BOROONDARA CENTRAL         | 04/05/1957   | Active                              | 15                      | 0                 | 1                   | -6.25%              | 16                      | 14                                    | 0                              | Y                              | 2                               | R                 | 11/2025                              |                 | \$646.96      |
| 58828                              | BOROONDARA GARDINERS CREEK | 11/13/1996   | Active                              | 10                      | 0                 | 0                   | 0.00%               | 9                       |                                       | 2                              | Y                              | 4                               |                   | 11/2024                              |                 |               |
| 22970                              | BOX HILL                   | 08/11/1960   | Active                              | 18                      | 1                 | 5                   | -18.18%             | 21                      | 4                                     | 1                              | Y                              | 3                               | N                 | 11/2025                              |                 | \$1,960.65    |
| Exc Award (06/30/2020, 06/30/2023) |                            |              |                                     |                         |                   |                     |                     |                         |                                       |                                |                                |                                 |                   |                                      |                 |               |
| 62444                              | BRIGHTON                   | 10/26/1999   | Active                              | 16                      | 4                 | 1                   | 23.08%              | 19                      | 25                                    | 0                              | Y                              |                                 | N                 | 08/2025                              |                 |               |
| 22971                              | BROADFORD                  | 04/11/1972   | Active(4)                           | 11                      | 0                 | 0                   | 0.00%               | 12                      |                                       | 6                              | Y                              |                                 | IP                | 12/2025                              |                 |               |
| 22768                              | CARNEGIE                   | 03/14/1969   | Active                              | 26                      | 0                 | 1                   | -3.70%              | 27                      | 37                                    | 4                              | Y                              | 2                               | R                 | 10/2025                              |                 |               |
| Exc Award (06/30/2021)             |                            |              |                                     |                         |                   |                     |                     |                         |                                       |                                |                                |                                 |                   |                                      |                 |               |
| 44886                              | CLARINDA                   | 04/11/1985   | Active(1)                           | 4                       | 0                 | 2                   | -33.33%             | 6                       | 3                                     | 2                              | N                              | None                            |                   | 09/2025                              |                 | \$1,341.93    |
| 22974                              | CROYDON MOOROOLBARK        | 11/11/1964   | Active                              | 24                      | 0                 | 2                   | -7.69%              | 26                      | 38                                    | 3                              | Y                              | 2                               |                   | 10/2025                              |                 | \$1,307.10    |
| 22772                              | DANDENONG                  | 11/19/1958   | Active                              | 30                      | 0                 | 0                   | 0.00%               | 31                      |                                       | 7                              | Y                              |                                 | N                 | 07/2025                              |                 | \$1,000.00    |
| 121514                             | Dandenong City             | 03/24/2014   | Cancelled(8*)                       | 0                       | 0                 | 5                   | -100.00%            | 5                       | 12                                    | 0                              | N                              | None                            |                   | 09/2025                              | 90+ Days        |               |
| Exc Award (06/30/2017)             |                            |              |                                     |                         |                   |                     |                     |                         |                                       |                                |                                |                                 |                   |                                      |                 |               |
| 64756                              | DANDENONG SUPPER           | 10/29/2001   | Active                              | 27                      | 2                 | 0                   | 8.00%               | 27                      |                                       | 5                              | Y                              | 2                               | N                 | 11/2025                              |                 |               |
| 22977                              | DIAMOND VALLEY L C         | 03/26/1973   | Active                              | 15                      | 0                 | 1                   | -6.25%              | 15                      | 2                                     | 2                              | Y                              | 2                               |                   | 12/2025                              |                 |               |
| Exc Award (06/30/2018)             |                            |              |                                     |                         |                   |                     |                     |                         |                                       |                                |                                |                                 |                   |                                      |                 |               |
| 43101                              | DONVALE                    | 10/11/1983   | Active                              | 17                      | 1                 | 1                   | 0.00%               | 22                      | 0                                     | 1                              | Y                              |                                 | IP                | 11/2025                              |                 |               |
| 22976                              | DOOKIE                     | 06/05/1973   | Active                              | 16                      | 1                 | 1                   | 0.00%               | 17                      | 19                                    | 0                              | Y                              |                                 | N                 | 07/2025                              |                 |               |
| 30935                              | EILDON                     | 06/12/1975   | Active(2)                           | 10                      | 0                 | 0                   | 0.00%               | 10                      |                                       | 18                             | Y                              | 3                               |                   | 12/2024                              |                 |               |



## Club Health Assessment for District 201V5 through December 2025

|                                                                                    |                                    |              | Status                              | Membership              |                   |                     |                     |                         |                                       | Reports                        |                                |                                 |                   | Finance                              |                 | LCIF          |
|------------------------------------------------------------------------------------|------------------------------------|--------------|-------------------------------------|-------------------------|-------------------|---------------------|---------------------|-------------------------|---------------------------------------|--------------------------------|--------------------------------|---------------------------------|-------------------|--------------------------------------|-----------------|---------------|
| Club Number                                                                        | Club Name                          | Charter Date | Times in Status Quo in Past 2 Years | Current Member Count ** | YTD Members Added | YTD Members Dropped | YTD Net Growth% *** | Member Count 1 Year Ago | Dropped Members Avg.Length of Service | Months Since Membership Update | Current Officers Reported **** | Current President Repeated Term | VP Reported ***** | Last Date Reported Service (mm/yyyy) | Account Balance | YTD Donations |
| 32498                                                                              | ELTHAM                             | 06/28/1976   | Active                              | 14                      | 1                 | 2                   | -6.67%              | 14                      | 1                                     | 1                              | Y                              |                                 | R                 | 09/2025                              | 90+ Days        | \$328.08      |
| 30245                                                                              | EMERALD                            | 02/17/1975   | Active                              | 14                      | 4                 | 0                   | 40.00%              | 9                       |                                       | 2                              | Y                              |                                 |                   | 10/2025                              |                 |               |
| 22979                                                                              | EUROA                              | 08/01/1963   | Active                              | 22                      | 2                 | 0                   | 10.00%              | 18                      |                                       | 2                              | Y                              |                                 |                   | 07/2025                              |                 |               |
| 22994                                                                              | FOREST HILL INC                    | 07/10/1969   | Active                              | 8                       | 0                 | 0                   | 0.00%               | 8                       |                                       | 7                              | N                              | None                            |                   | 10/2024                              |                 |               |
| Exc Award (06/30/2023)                                                             |                                    |              |                                     |                         |                   |                     |                     |                         |                                       |                                |                                |                                 |                   |                                      |                 |               |
| 22983                                                                              | HEALESVILLE                        | 03/24/1961   | Active                              | 27                      | 2                 | 3                   | -3.57%              | 29                      | 3                                     | 0                              | Y                              |                                 | N                 | 12/2025                              |                 |               |
| 22998                                                                              | HEATHMONT                          | 12/07/1970   | Active                              | 0                       | 0                 | 10                  | -100.00%            | 10                      | 22                                    | 0                              | N                              | None                            |                   | 08/2025                              |                 |               |
| 33575                                                                              | KINGLAKE                           | 03/31/1977   | Active                              | 5                       | 0                 | 0                   | 0.00%               | 5                       |                                       | 7                              | Y                              | 11                              |                   | 10/2024                              |                 |               |
| 146884                                                                             | Knox                               | 06/21/2021   | P- Active                           | 0                       | 0                 | 3                   | -100.00%            | 14                      | 14                                    | 2                              | N                              | None                            |                   | 02/2025                              |                 |               |
| 22985                                                                              | KYABRAM                            | 06/05/1964   | Active                              | 20                      | 0                 | 2                   | -9.09%              | 23                      | 11                                    | 1                              | Y                              | 2                               |                   | 11/2025                              |                 |               |
| 104240                                                                             | LYNDHURST & DISTRICT               | 01/08/2009   | Active                              | 26                      | 0                 | 2                   | -7.14%              | 29                      | 4                                     | 4                              | Y                              |                                 |                   | 12/2025                              |                 |               |
| 108806                                                                             | LYSTERFIELD                        | 06/25/2010   | Active                              | 37                      | 2                 | 2                   | 0.00%               | 35                      | 5                                     | 2                              | Y                              |                                 |                   | 07/2025                              |                 |               |
| Exc Award (06/30/2016, 06/30/2020, 06/30/2022, 06/30/2023, 06/30/2024, 06/30/2025) |                                    |              |                                     |                         |                   |                     |                     |                         |                                       |                                |                                |                                 |                   |                                      |                 |               |
| 22988                                                                              | MARYSVILLE & DISTRICT              | 04/25/1973   | Active                              | 26                      | 0                 | 8                   | -23.53%             | 33                      | 3                                     | 3                              | Y                              |                                 | N                 | 08/2024                              |                 |               |
| 140069                                                                             | MELBOURNE ALL-ABILITIES            | 10/14/2019   | Active                              | 22                      | 0                 | 2                   | -8.33%              | 24                      | 4                                     | 0                              | Y                              | 2                               | R                 | 12/2025                              |                 |               |
| Exc Award (06/30/2020, 06/30/2021, 06/30/2024)                                     |                                    |              |                                     |                         |                   |                     |                     |                         |                                       |                                |                                |                                 |                   |                                      |                 |               |
| 36155                                                                              | Melbourne Deaf and Hard of Hearing | 10/25/1978   | Active                              | 6                       | 1                 | 1                   | 0.00%               | 8                       | 4                                     | 0                              | Y                              | 2                               | R                 | 12/2025                              |                 |               |
| Exc Award (06/30/2016)                                                             |                                    |              |                                     |                         |                   |                     |                     |                         |                                       |                                |                                |                                 |                   |                                      |                 |               |
| 154594                                                                             | Melbourne Sikhs                    | 06/05/2023   | Active(2)                           | 18                      | 0                 | 0                   | 0.00%               | 18                      |                                       | 18                             | N                              | None                            |                   | 10/2023                              |                 |               |
| 22989                                                                              | MERRIGUM                           | 02/20/1973   | Active                              | 14                      | 0                 | 1                   | -6.67%              | 15                      | 42                                    | 2                              | Y                              | 2                               |                   | 10/2025                              |                 |               |
| 50982                                                                              | MITCHAM INSPIRANTE                 | 10/09/1990   | Active(1)                           | 9                       | 0                 | 0                   | 0.00%               | 10                      |                                       | 2                              | Y                              |                                 | N                 | 01/2025                              |                 |               |
| 115753                                                                             | MONASH                             | 12/22/2011   | Active                              | 10                      | 0                 | 4                   | -28.57%             | 14                      | 11                                    | 1                              | Y                              | 4                               | N                 | 10/2025                              |                 |               |
| Exc Award (06/30/2023, 06/30/2024)                                                 |                                    |              |                                     |                         |                   |                     |                     |                         |                                       |                                |                                |                                 |                   |                                      |                 |               |
| 22784                                                                              | MOORABBIN                          | 03/07/1963   | Active                              | 14                      | 0                 | 1                   | -6.67%              | 16                      | 1                                     | 5                              | Y                              |                                 |                   | 10/2025                              |                 |               |
| 22990                                                                              | MOOROPNA                           | 06/26/1972   | Active                              | 22                      | 0                 | 1                   | -4.35%              | 25                      | 26                                    | 0                              | Y                              | 2                               | R                 | 11/2024                              |                 |               |
| 22785                                                                              | MORDIALLOC-MENTONE                 | 02/03/1964   | Active                              | 13                      | 3                 | 0                   | 30.00%              | 10                      |                                       | 0                              | Y                              | 7                               | N                 | 07/2025                              |                 |               |
| 109121                                                                             | NILLUMBIK                          | 08/24/2010   | Active                              | 20                      | 1                 | 0                   | 5.26%               | 20                      |                                       | 2                              | Y                              |                                 | N                 | 09/2025                              |                 |               |
| Exc Award (06/30/2023)                                                             |                                    |              |                                     |                         |                   |                     |                     |                         |                                       |                                |                                |                                 |                   |                                      |                 |               |



## Club Health Assessment for District 201V5 through December 2025

|             |                                                            |              | Status                              | Membership              |                   |                     |                     |                         |                                       | Reports                        |                                |                                 |                   | Finance                              | LCIF            |               |
|-------------|------------------------------------------------------------|--------------|-------------------------------------|-------------------------|-------------------|---------------------|---------------------|-------------------------|---------------------------------------|--------------------------------|--------------------------------|---------------------------------|-------------------|--------------------------------------|-----------------|---------------|
| Club Number | Club Name                                                  | Charter Date | Times in Status Quo in Past 2 Years | Current Member Count ** | YTD Members Added | YTD Members Dropped | YTD Net Growth% *** | Member Count 1 Year Ago | Dropped Members Avg.Length of Service | Months Since Membership Update | Current Officers Reported **** | Current President Repeated Term | VP Reported ***** | Last Date Reported Service (mm/yyyy) | Account Balance | YTD Donations |
| 22789       | NOBLE PARK-KEYSBOROUGH                                     | 04/21/1970   | Active                              | 11                      | 0                 | 0                   | 0.00%               | 11                      |                                       | 7                              | Y                              | 2                               | N                 | 09/2025                              |                 | \$2,614.20    |
| 22993       | NUNAWADING                                                 | 10/13/1959   | Active                              | 26                      | 1                 | 1                   | 0.00%               | 26                      | 19                                    | 0                              | Y                              |                                 |                   | 11/2025                              |                 |               |
| 22790       | OAKLEIGH                                                   | 05/24/1966   | Active(4)                           | 7                       | 0                 | 0                   | 0.00%               | 7                       |                                       | 25                             | N                              | None                            |                   | 02/2025                              |                 |               |
| 34687       | PARK ORCHARDS                                              | 11/07/1977   | Active                              | 25                      | 0                 | 1                   | -3.85%              | 26                      | 15                                    | 5                              | Y                              |                                 | N                 | 09/2025                              |                 |               |
| 53595       | ROWVILLE                                                   | 08/15/1992   | Active                              | 18                      | 1                 | 0                   | 5.88%               | 22                      |                                       | 6                              | Y                              | 3                               | N                 | 12/2025                              |                 |               |
|             | Exc Award (06/30/2023)                                     |              |                                     |                         |                   |                     |                     |                         |                                       |                                |                                |                                 |                   |                                      |                 |               |
| 22798       | SANDRINGHAM                                                | 09/27/1966   | Active                              | 26                      | 3                 | 0                   | 13.04%              | 24                      |                                       | 1                              | Y                              | 9                               | R                 | 11/2025                              |                 |               |
|             | Exc Award (06/30/2023)                                     |              |                                     |                         |                   |                     |                     |                         |                                       |                                |                                |                                 |                   |                                      |                 |               |
| 52734       | SEYMOUR GOULBURN                                           | 03/18/1992   | Active                              | 38                      | 4                 | 2                   | 5.56%               | 35                      | 6                                     | 0                              | Y                              |                                 | R                 | 07/2025                              |                 |               |
|             | Exc Award (06/30/2018, 06/30/2020, 06/30/2022, 06/30/2023) |              |                                     |                         |                   |                     |                     |                         |                                       |                                |                                |                                 |                   |                                      |                 |               |
| 23000       | SHEPPARTON                                                 | 04/14/1961   | Active                              | 10                      | 2                 | 1                   | 11.11%              | 9                       | 64                                    | 1                              | Y                              | 5                               | R                 | 11/2025                              | \$653.55        |               |
|             | Exc Award (06/30/2023)                                     |              |                                     |                         |                   |                     |                     |                         |                                       |                                |                                |                                 |                   |                                      |                 |               |
| 149435      | Shepparton Wanganui                                        | 01/11/2022   | Active                              | 14                      | 0                 | 0                   | 0.00%               | 15                      |                                       | 7                              | Y                              | 3                               |                   | 03/2024                              |                 |               |
| 155355      | South Morang - Plenty Valley                               | 08/01/2023   | Active(3)                           | 12                      | 1                 | 0                   | 9.09%               | 11                      |                                       | 5                              | Y                              | 2                               |                   | 08/2025                              |                 |               |
| 45176       | SOUTH VERMONT INC                                          | 06/24/1985   | Active                              | 23                      | 0                 | 0                   | 0.00%               | 26                      |                                       | 1                              | Y                              |                                 | N                 | 11/2025                              |                 |               |
|             | Exc Award (06/30/2020)                                     |              |                                     |                         |                   |                     |                     |                         |                                       |                                |                                |                                 |                   |                                      |                 |               |
| 43785       | TALLYGAROOPNA                                              | 04/12/1984   | Active(1)                           | 20                      | 0                 | 0                   | 0.00%               | 20                      |                                       | 7                              | Y                              | 2                               |                   | 08/2024                              |                 |               |
| 23004       | TATURA                                                     | 11/01/1971   | Active                              | 21                      | 0                 | 1                   | -4.55%              | 23                      | 7                                     | 5                              | Y                              | 2                               |                   | 11/2025                              |                 |               |
| 111196      | TOOLAMBA                                                   | 05/26/2011   | Active                              | 26                      | 6                 | 0                   | 30.00%              | 20                      |                                       | 0                              | Y                              | 3                               | R                 | 09/2025                              |                 |               |
| 22996       | VERMONT INC                                                | 01/11/1974   | Active                              | 13                      | 1                 | 1                   | 0.00%               | 13                      | 26                                    | 3                              | Y                              |                                 | N                 | 12/2025                              |                 |               |
| 36607       | VIOLET TOWN                                                | 02/16/1979   | Active(1)                           | 11                      | 0                 | 0                   | 0.00%               | 12                      |                                       | 2                              | Y                              | 3                               |                   | 12/2025                              | 90+ Days        |               |
| 22909       | WANDONG-WALLAN L C                                         | 06/05/1973   | Active                              | 16                      | 0                 | 0                   | 0.00%               | 14                      |                                       | 7                              | Y                              |                                 |                   | 03/2025                              |                 |               |
| 32250       | WANTIRNA                                                   | 05/18/1976   | Active                              | 18                      | 2                 | 3                   | -5.26%              | 17                      | 2                                     | 0                              | Y                              | 2                               | R                 | 12/2025                              |                 |               |
|             | Exc Award (06/30/2018, 06/30/2022)                         |              |                                     |                         |                   |                     |                     |                         |                                       |                                |                                |                                 |                   |                                      |                 |               |
| 23010       | WARRANTYTE                                                 | 09/12/1972   | Active                              | 9                       | 0                 | 0                   | 0.00%               | 9                       |                                       | 5                              | Y                              | 2                               | R                 | 07/2025                              |                 |               |
| 22807       | WAVERLEY INC.                                              | 08/19/1961   | Active                              | 22                      | 0                 | 2                   | -8.33%              | 24                      | 3                                     | 2                              | Y                              |                                 | R                 | 08/2025                              |                 |               |
|             | Exc Award (06/30/2018)                                     |              |                                     |                         |                   |                     |                     |                         |                                       |                                |                                |                                 |                   |                                      |                 |               |
| 55509       | WHEELERS HILL                                              | 04/07/1994   | Active                              | 41                      | 1                 | 2                   | -2.38%              | 48                      | 39                                    | 2                              | Y                              |                                 | N                 | 10/2025                              |                 |               |
|             | Exc Award (06/30/2018, 06/30/2022, 06/30/2023, 06/30/2024) |              |                                     |                         |                   |                     |                     |                         |                                       |                                |                                |                                 |                   |                                      |                 |               |



## Club Health Assessment for District 201V5 through December 2025

INTERNATIONAL

|                           |                                   |                           |                   |                             |         | Status                              |                         | Membership        |                            |                               |                                      |                                       | Reports                          |                                |                                            |                           | Finance                              |                                  | LCIF                                           |
|---------------------------|-----------------------------------|---------------------------|-------------------|-----------------------------|---------|-------------------------------------|-------------------------|-------------------|----------------------------|-------------------------------|--------------------------------------|---------------------------------------|----------------------------------|--------------------------------|--------------------------------------------|---------------------------|--------------------------------------|----------------------------------|------------------------------------------------|
|                           |                                   |                           |                   |                             |         | Times in Status Quo in Past 2 Years | Current Member Count ** | YTD Members Added | YTD Members Dropped        | YTD Net Growth% ***           | Member Count 1 Year Ago              | Dropped Members Avg.Length of Service | Months Since Membership Update   | Current Officers Reported **** | Current President Repeated Term            | VP Reported *****         | Last Date Reported Service (mm/yyyy) | Account Balance                  | YTD Donations                                  |
| Club Number               | Club Name                         | Charter Date              |                   |                             |         |                                     |                         |                   |                            |                               |                                      |                                       |                                  |                                |                                            |                           |                                      |                                  |                                                |
| 82391                     | WHEELERS HILL SOUTH EAST BUSINESS | 05/20/2004                | Active            | 26                          | 3       | 2                                   | 4.00%                   | 25                | 4                          | 5                             | Y                                    | 2                                     |                                  | 12/2025                        |                                            |                           |                                      |                                  |                                                |
| 23012                     | WHITTLESEA                        | 11/25/1969                | Active            | 27                          | 0       | 0                                   | 0.00%                   | 27                |                            | 6                             | Y                                    |                                       |                                  | 12/2025                        |                                            |                           |                                      |                                  |                                                |
| Exc Award (06/30/2023)    |                                   |                           |                   |                             |         |                                     |                         |                   |                            |                               |                                      |                                       |                                  |                                |                                            |                           |                                      |                                  |                                                |
| Current Total Clubs Count | YTD New Clubs Count               | YTD Cancelled Clubs Count | YTD Net Club Gain | Current Total Members Count | YTD Add | YTD Drop                            | YTD Net Growth          | YTD Net Growth %  | Member Count 12 Months Ago | Average Member Count Per Club | % of Clubs with less than 20 members | % No Officer Report in 12 Months      | % of Clubs with balance 90+ days | Number of Clubs in Status Quo  | % Status Quo Clubs in Financial Suspension | Number of Cancelled Clubs | Average Cancelled Club Age           | Members Lost Due to Cancellation | % of Clubs Cancelled for Non-Financial Reasons |
| 65                        | 0                                 | 1                         | -1                | 1,166                       | 67      | 91                                  | -24                     | -2.02%            | 1,232                      | 18                            | 58%                                  | 6%                                    | 3%                               | 0                              | 0%                                         | 1                         | 12                                   | 5                                | 0%                                             |

\* - P - Priority Club. Cancellation Reasons: 1-Objectives/conduct, 2-Non-active club, 5-Non-existing club, 6-Disbanding, 7-Merger, 8-Financial Suspension, 9-District/Multiple District Dues.

\*\* Red denotes below 15 active members.

\*\*\* Red denotes 20% + loss.

\*\*\*\* Y - all 3 (President, Secretary, Treasurer) club officers reported, N - not all 3 reported.

\*\*\*\*\* Abbreviation: N-New, IP-Immediate Past, R-Repeat.



# Club Health Assessment for District 201V6 through December 2025

INTERNATIONAL

|                               |                                                |              | Status                              | Membership              |                   |                     |                   |                         | Reports                               |                                |                                |                                 | Finance           |                                      | LCIF            |               |
|-------------------------------|------------------------------------------------|--------------|-------------------------------------|-------------------------|-------------------|---------------------|-------------------|-------------------------|---------------------------------------|--------------------------------|--------------------------------|---------------------------------|-------------------|--------------------------------------|-----------------|---------------|
| Club Number                   | Club Name                                      | Charter Date | Times in Status Quo in Past 2 Years | Current Member Count ** | YTD Members Added | YTD Members Dropped | YTD Net Growth*** | Member Count 1 Year Ago | Dropped Members Avg.Length of Service | Months Since Membership Update | Current Officers Reported **** | Current President Repeated Term | VP Reported ***** | Last Date Reported Service (mm/yyyy) | Account Balance | YTD Donations |
| Clubs more than two years old |                                                |              |                                     |                         |                   |                     |                   |                         |                                       |                                |                                |                                 |                   |                                      |                 |               |
| 22962                         | ALBURY                                         | 04/15/1957   | Active                              | 17                      | 0                 | 0                   | 0.00%             | 21                      |                                       | 4                              | Y                              |                                 |                   | 12/2025                              |                 |               |
|                               | Exc Award (06/30/2018)                         |              |                                     |                         |                   |                     |                   |                         |                                       |                                |                                |                                 |                   |                                      |                 |               |
| 22864                         | BARHAM KOONDROOK                               | 05/17/1968   | Active                              | 23                      | 0                 | 0                   | 0.00%             | 26                      |                                       | 4                              | Y                              | 2                               | R                 | 12/2025                              |                 |               |
|                               | Exc Award (06/30/2016)                         |              |                                     |                         |                   |                     |                   |                         |                                       |                                |                                |                                 |                   |                                      |                 |               |
| 30286                         | BAROOGA & DISTRICT                             | 02/13/1975   | Active                              | 7                       | 0                 | 0                   | 0.00%             | 9                       |                                       | 6                              | N                              | 3                               |                   | 12/2025                              |                 |               |
| 22965                         | BEECHWORTH                                     | 04/20/1959   | Active                              | 9                       | 0                 | 0                   | 0.00%             | 10                      |                                       | 1                              | Y                              | 2                               |                   | 11/2025                              |                 |               |
|                               | Exc Award (06/30/2016, 06/30/2021)             |              |                                     |                         |                   |                     |                   |                         |                                       |                                |                                |                                 |                   |                                      |                 |               |
| 22966                         | BENALLA                                        | 09/16/1957   | Active                              | 20                      | 2                 | 0                   | 11.11%            | 19                      |                                       | 2                              | Y                              |                                 |                   | 12/2025                              |                 | \$653.55      |
|                               | Exc Award (06/30/2018, 06/30/2022, 06/30/2024) |              |                                     |                         |                   |                     |                   |                         |                                       |                                |                                |                                 |                   |                                      |                 |               |
| 22968                         | BERRIGAN                                       | 06/26/1973   | Active                              | 8                       | 0                 | 0                   | 0.00%             | 9                       |                                       | 6                              | Y                              | 2                               |                   | 12/2025                              |                 |               |
|                               | Exc Award (06/30/2016)                         |              |                                     |                         |                   |                     |                   |                         |                                       |                                |                                |                                 |                   |                                      |                 |               |
| 31672                         | BRIGHT                                         | 02/05/1976   | Active                              | 18                      | 0                 | 3                   | -14.29%           | 18                      | 2                                     | 1                              | N                              | None                            |                   | 12/2025                              |                 |               |
| 29657                         | CHILTERN                                       | 07/24/1974   | Active                              | 15                      | 0                 | 0                   | 0.00%             | 16                      |                                       | 7                              | Y                              | 3                               |                   | 11/2025                              |                 |               |
| 22972                         | COBRAM                                         | 09/14/1964   | Active                              | 16                      | 1                 | 1                   | 0.00%             | 16                      | 1                                     | 1                              | Y                              |                                 |                   | 12/2025                              |                 | \$653.55      |
| 22873                         | COHUNA                                         | 12/06/1962   | Active                              | 15                      | 0                 | 7                   | -31.82%           | 26                      | 7                                     | 0                              | Y                              |                                 | N                 | 12/2025                              |                 |               |
|                               | Exc Award (06/30/2021)                         |              |                                     |                         |                   |                     |                   |                         |                                       |                                |                                |                                 |                   |                                      |                 |               |
| 22973                         | COROWA                                         | 11/20/1959   | Active                              | 32                      | 3                 | 2                   | 3.23%             | 42                      | 0                                     | 1                              | Y                              |                                 | N                 | 12/2025                              |                 | \$1,059.92    |
|                               | Exc Award (06/30/2017, 06/30/2019)             |              |                                     |                         |                   |                     |                   |                         |                                       |                                |                                |                                 |                   |                                      |                 |               |
| 35414                         | CORRYONG                                       | 04/05/1978   | Active                              | 14                      | 0                 | 0                   | 0.00%             | 14                      |                                       | 16                             | Y                              | 3                               | N                 | 12/2025                              |                 |               |
| 43257                         | CULCAIRN                                       | 12/08/1983   | Active                              | 14                      | 0                 | 1                   | -6.67%            | 15                      | 5                                     | 5                              | Y                              |                                 |                   | 11/2025                              |                 |               |
| 22876                         | DENILQUIN                                      | 11/01/1961   | Active                              | 15                      | 1                 | 1                   | 0.00%             | 15                      | 12                                    | 1                              | Y                              |                                 |                   | 12/2025                              |                 |               |
|                               | Exc Award (06/30/2018)                         |              |                                     |                         |                   |                     |                   |                         |                                       |                                |                                |                                 |                   |                                      |                 |               |
| 41561                         | EAST LODDON                                    | 06/28/1982   | Active                              | 5                       | 0                 | 0                   | 0.00%             | 5                       |                                       | 7                              | Y                              | 6                               |                   | 01/2025                              |                 | \$253.03      |
| 22879                         | ECHUCA                                         | 08/25/1965   | Active                              | 28                      | 0                 | 3                   | -9.68%            | 30                      | 3                                     | 2                              | N                              |                                 | R                 | 10/2025                              |                 |               |
| 61189                         | ELMORE                                         | 10/19/1998   | Active                              | 16                      | 0                 | 0                   | 0.00%             | 16                      |                                       | 16                             | Y                              | 6                               |                   | 10/2025                              |                 |               |
| 22981                         | FINLEY                                         | 03/18/1969   | Active                              | 25                      | 1                 | 3                   | -7.41%            | 28                      | 8                                     | 1                              | Y                              |                                 | N                 | 12/2025                              |                 | \$163.39      |
| 124253                        | Glenrowan-Warby Ranges                         | 02/24/2015   | Active                              | 10                      | 4                 | 0                   | 66.67%            | 5                       |                                       | 2                              | Y                              | 3                               |                   | 12/2025                              |                 |               |
| 29395                         | GUNBOWER                                       | 05/23/1974   | Active                              | 8                       | 0                 | 1                   | -11.11%           | 9                       | 27                                    | 4                              | Y                              | 12                              |                   | 10/2025                              |                 |               |



## Club Health Assessment for District 201V6 through December 2025

|             |                                                |              | Status                              | Membership              |                   |                     |                     |                         |                                       | Reports                        |                                |                                 |                   | Finance                              | LCIF            |               |
|-------------|------------------------------------------------|--------------|-------------------------------------|-------------------------|-------------------|---------------------|---------------------|-------------------------|---------------------------------------|--------------------------------|--------------------------------|---------------------------------|-------------------|--------------------------------------|-----------------|---------------|
| Club Number | Club Name                                      | Charter Date | Times in Status Quo in Past 2 Years | Current Member Count ** | YTD Members Added | YTD Members Dropped | YTD Net Growth% *** | Member Count 1 Year Ago | Dropped Members Avg.Length of Service | Months Since Membership Update | Current Officers Reported **** | Current President Repeated Term | VP Reported ***** | Last Date Reported Service (mm/yyyy) | Account Balance | YTD Donations |
| 34471       | HENTY                                          | 09/28/1977   | Active                              | 14                      | 0                 | 0                   | 0.00%               | 14                      |                                       | 8                              | Y                              | 2                               | R                 | 12/2025                              |                 |               |
|             | Exc Award (06/30/2022)                         |              |                                     |                         |                   |                     |                     |                         |                                       |                                |                                |                                 |                   |                                      |                 |               |
| 22984       | HOLBROOK                                       | 06/26/1973   | Active                              | 6                       | 0                 | 0                   | 0.00%               | 8                       |                                       | 7                              | Y                              |                                 |                   | 12/2025                              |                 |               |
| 33374       | JERILDERIE & DISTRICT L C                      | 02/18/1977   | Active                              | 7                       | 0                 | 0                   | 0.00%               | 7                       |                                       | 14                             | Y                              | 8                               |                   | 12/2025                              |                 |               |
| 29658       | KATAMATITE                                     | 07/15/1974   | Active                              | 17                      | 0                 | 0                   | 0.00%               | 17                      |                                       | 8                              | Y                              |                                 |                   | 12/2025                              |                 |               |
|             | Exc Award (06/30/2024)                         |              |                                     |                         |                   |                     |                     |                         |                                       |                                |                                |                                 |                   |                                      |                 |               |
| 22887       | KERANG                                         | 04/30/1968   | Active                              | 21                      | 0                 | 2                   | -8.70%              | 23                      | 4                                     | 2                              | Y                              | 2                               | N                 | 12/2025                              |                 | \$323.48      |
|             | Exc Award (06/30/2016, 06/30/2017, 06/30/2023) |              |                                     |                         |                   |                     |                     |                         |                                       |                                |                                |                                 |                   |                                      |                 |               |
| 44570       | KIEWA-TANGAMBALANGA                            | 01/29/1985   | Active                              | 36                      | 0                 | 0                   | 0.00%               | 34                      |                                       | 4                              | Y                              |                                 | N                 | 11/2025                              |                 |               |
|             | Exc Award (06/30/2016, 06/30/2017)             |              |                                     |                         |                   |                     |                     |                         |                                       |                                |                                |                                 |                   |                                      |                 |               |
| 146031      | Lake Mulwala                                   | 06/01/2021   | Active                              | 17                      | 0                 | 0                   | 0.00%               | 19                      |                                       | 6                              | Y                              |                                 | N                 | 12/2025                              |                 | \$646.96      |
|             | Exc Award (06/30/2023)                         |              |                                     |                         |                   |                     |                     |                         |                                       |                                |                                |                                 |                   |                                      |                 |               |
| 22986       | LAVINGTON                                      | 06/16/1970   | Active                              | 44                      | 2                 | 1                   | 2.33%               | 43                      | 2                                     | 1                              | Y                              | 2                               | R                 | 12/2025                              |                 |               |
|             | Exc Award (06/30/2019, 06/30/2024)             |              |                                     |                         |                   |                     |                     |                         |                                       |                                |                                |                                 |                   |                                      |                 |               |
| 35412       | LEITCHVILLE                                    | 04/20/1978   | Active                              | 11                      | 1                 | 1                   | 0.00%               | 11                      | 47                                    | 4                              | Y                              | 2                               |                   | 12/2025                              |                 |               |
| 68719       | LOCKHART                                       | 04/18/2003   | Active                              | 22                      | 1                 | 2                   | -4.35%              | 24                      | 4                                     | 2                              | Y                              | 4                               | R                 | 12/2025                              |                 | \$163.39      |
|             | Exc Award (06/30/2023, 06/30/2024)             |              |                                     |                         |                   |                     |                     |                         |                                       |                                |                                |                                 |                   |                                      |                 |               |
| 22891       | LOCKINGTON                                     | 08/21/1973   | Active                              | 18                      | 0                 | 0                   | 0.00%               | 22                      |                                       | 7                              | Y                              |                                 |                   | 10/2025                              |                 |               |
|             | Exc Award (06/30/2016, 06/30/2023)             |              |                                     |                         |                   |                     |                     |                         |                                       |                                |                                |                                 |                   |                                      |                 |               |
| 34047       | MOAMA                                          | 06/08/1977   | Active                              | 13                      | 0                 | 4                   | -23.53%             | 18                      | 6                                     | 0                              | Y                              |                                 | N                 | 12/2025                              |                 |               |
| 46655       | MOYHU                                          | 11/04/1986   | Active                              | 10                      | 0                 | 0                   | 0.00%               | 10                      |                                       | 8                              | Y                              | 2                               |                   | 12/2025                              |                 |               |
| 43786       | MURCHISON & DISTRICT                           | 04/10/1984   | Active                              | 12                      | 0                 | 0                   | 0.00%               | 11                      |                                       | 0                              | Y                              |                                 |                   | 11/2025                              |                 |               |
|             | Exc Award (06/30/2016)                         |              |                                     |                         |                   |                     |                     |                         |                                       |                                |                                |                                 |                   |                                      |                 |               |
| 49704       | MURRABIT & DIST                                | 06/30/1989   | Active                              | 19                      | 0                 | 2                   | -9.52%              | 24                      | 17                                    | 0                              | Y                              | 6                               |                   | 12/2025                              |                 |               |
|             | Exc Award (06/30/2016)                         |              |                                     |                         |                   |                     |                     |                         |                                       |                                |                                |                                 |                   |                                      |                 |               |
| 22992       | MYRTLEFORD                                     | 04/03/1964   | Active                              | 33                      | 0                 | 0                   | 0.00%               | 34                      |                                       | 4                              | Y                              |                                 |                   | 11/2025                              |                 |               |
| 32497       | NATHALIA & DISTRICT                            | 06/28/1976   | Active                              | 17                      | 0                 | 2                   | -10.53%             | 19                      | 10                                    | 0                              | Y                              | 5                               |                   | 12/2025                              |                 |               |
|             | Exc Award (06/30/2016)                         |              |                                     |                         |                   |                     |                     |                         |                                       |                                |                                |                                 |                   |                                      |                 |               |
| 22995       | NUMURKAH                                       | 06/10/1969   | Active                              | 24                      | 2                 | 3                   | -4.00%              | 26                      | 24                                    | 1                              | N                              |                                 |                   | 12/2025                              |                 |               |
|             | Exc Award (06/30/2017, 06/30/2018)             |              |                                     |                         |                   |                     |                     |                         |                                       |                                |                                |                                 |                   |                                      |                 |               |
| 33243       | OAKLANDS & DISTRICT                            | 01/19/1977   | Active                              | 8                       | 0                 | 2                   | -20.00%             | 10                      | 15                                    | 4                              | Y                              | 6                               |                   | 08/2025                              |                 |               |



## Club Health Assessment for District 201V6 through December 2025

|             |                                                            |              | Status                              | Membership              |                   |                     |                     |                         |                                       | Reports                        |                                |                                 |                   | Finance                              | LCIF            |               |
|-------------|------------------------------------------------------------|--------------|-------------------------------------|-------------------------|-------------------|---------------------|---------------------|-------------------------|---------------------------------------|--------------------------------|--------------------------------|---------------------------------|-------------------|--------------------------------------|-----------------|---------------|
| Club Number | Club Name                                                  | Charter Date | Times in Status Quo in Past 2 Years | Current Member Count ** | YTD Members Added | YTD Members Dropped | YTD Net Growth% *** | Member Count 1 Year Ago | Dropped Members Avg.Length of Service | Months Since Membership Update | Current Officers Reported **** | Current President Repeated Term | VP Reported ***** | Last Date Reported Service (mm/yyyy) | Account Balance | YTD Donations |
| 22900       | PYRAMID HILL                                               | 03/27/1969   | Cancelled(6*)                       | 0                       | 0                 | 0                   | 0.00%               | 6                       |                                       | 6                              | N                              | None                            |                   | 11/2024                              |                 |               |
| 22899       | QUAMBATOOK                                                 | 10/12/1971   | Active                              | 6                       | 0                 | 2                   | -25.00%             | 9                       | 4                                     | 1                              | N                              | 5                               |                   | 10/2025                              |                 |               |
| 22902       | ROCHESTER                                                  | 04/16/1969   | Active                              | 29                      | 0                 | 2                   | -6.45%              | 27                      | 1                                     | 5                              | Y                              |                                 | R                 | 12/2025                              |                 | \$19.68       |
|             | Exc Award (06/30/2023)                                     |              |                                     |                         |                   |                     |                     |                         |                                       |                                |                                |                                 |                   |                                      |                 |               |
| 29929       | RUTHERGLEN                                                 | 11/07/1974   | Active                              | 14                      | 0                 | 0                   | 0.00%               | 11                      |                                       | 6                              | Y                              |                                 | R                 | 12/2025                              |                 |               |
|             | Exc Award (06/30/2017, 06/30/2018)                         |              |                                     |                         |                   |                     |                     |                         |                                       |                                |                                |                                 |                   |                                      |                 |               |
| 23003       | STRATHMERTON                                               | 05/09/1973   | Active                              | 16                      | 2                 | 3                   | -5.88%              | 20                      | 27                                    | 4                              | Y                              |                                 | N                 | 12/2025                              |                 | \$653.55      |
|             | Exc Award (06/30/2016, 06/30/2018)                         |              |                                     |                         |                   |                     |                     |                         |                                       |                                |                                |                                 |                   |                                      |                 |               |
| 108095      | THURGOONA & DISTRICT                                       | 04/13/2010   | Active                              | 9                       | 2                 | 0                   | 28.57%              | 7                       |                                       | 1                              | Y                              |                                 |                   | 11/2025                              |                 |               |
|             | Exc Award (06/30/2016, 06/30/2017, 06/30/2023)             |              |                                     |                         |                   |                     |                     |                         |                                       |                                |                                |                                 |                   |                                      |                 |               |
| 30246       | TOCUMWAL & DISTRICT                                        | 02/17/1975   | Active                              | 14                      | 0                 | 0                   | 0.00%               | 15                      |                                       | 6                              | Y                              | 3                               | R                 | 12/2025                              |                 |               |
|             | Exc Award (06/30/2016, 06/30/2023)                         |              |                                     |                         |                   |                     |                     |                         |                                       |                                |                                |                                 |                   |                                      |                 |               |
| 23006       | TONGALA                                                    | 08/24/1972   | Active                              | 30                      | 0                 | 3                   | -9.09%              | 35                      | 3                                     | 2                              | Y                              |                                 | N                 | 12/2025                              |                 |               |
|             | Exc Award (06/30/2024)                                     |              |                                     |                         |                   |                     |                     |                         |                                       |                                |                                |                                 |                   |                                      |                 |               |
| 33576       | TUNGAMAH & DISTRICT L C                                    | 03/24/1977   | Active                              | 29                      | 4                 | 1                   | 11.54%              | 27                      | 12                                    | 2                              | Y                              |                                 | N                 | 12/2025                              |                 |               |
|             | Exc Award (06/30/2018, 06/30/2019, 06/30/2022, 06/30/2023) |              |                                     |                         |                   |                     |                     |                         |                                       |                                |                                |                                 |                   |                                      |                 |               |
| 23007       | UPPER KIEWA VALLEY                                         | 10/26/1963   | Active                              | 17                      | 3                 | 0                   | 21.43%              | 15                      |                                       | 2                              | Y                              | 2                               | R                 | 10/2025                              |                 |               |
| 34472       | WALLA WALLA                                                | 09/09/1977   | Active                              | 11                      | 2                 | 0                   | 22.22%              | 8                       |                                       | 3                              | Y                              | 2                               | N                 | 12/2025                              |                 |               |
|             | Exc Award (06/30/2018)                                     |              |                                     |                         |                   |                     |                     |                         |                                       |                                |                                |                                 |                   |                                      |                 |               |
| 46518       | WALWA JINGELLIC                                            | 08/05/1986   | Active                              | 10                      | 0                 | 1                   | -9.09%              | 10                      | 1                                     | 4                              | Y                              | 3                               |                   | 12/2025                              |                 |               |
|             | Exc Award (06/30/2018)                                     |              |                                     |                         |                   |                     |                     |                         |                                       |                                |                                |                                 |                   |                                      |                 |               |
| 23009       | WANGARATTA                                                 | 11/23/1955   | Active                              | 37                      | 0                 | 2                   | -5.13%              | 37                      | 38                                    | 0                              | Y                              |                                 | N                 | 09/2025                              |                 | \$589.92      |
|             | Exc Award (06/30/2023)                                     |              |                                     |                         |                   |                     |                     |                         |                                       |                                |                                |                                 |                   |                                      |                 |               |
| 23011       | WODONGA                                                    | 06/08/1965   | Active                              | 32                      | 0                 | 2                   | -5.88%              | 33                      | 20                                    | 0                              | Y                              |                                 | N                 | 12/2025                              |                 | \$717.92      |
|             | Exc Award (06/30/2016, 06/30/2018)                         |              |                                     |                         |                   |                     |                     |                         |                                       |                                |                                |                                 |                   |                                      |                 |               |
| 30978       | YACKANDANDAH                                               | 06/24/1975   | Active                              | 18                      | 2                 | 1                   | 5.88%               | 21                      | 16                                    | 3                              | Y                              |                                 | N                 | 12/2025                              |                 |               |
| 23013       | YARRAWONGA                                                 | 09/14/1964   | Active                              | 26                      | 1                 | 0                   | 4.00%               | 26                      |                                       | 0                              | Y                              |                                 | N                 | 12/2025                              |                 |               |
|             | Exc Award (06/30/2016, 06/30/2019, 06/30/2024)             |              |                                     |                         |                   |                     |                     |                         |                                       |                                |                                |                                 |                   |                                      |                 |               |



## Club Health Assessment for District 201V6 through December 2025

|                           |                     |                           |                   |                             |         | Status                              |                | Membership                 |                               |                                      |                                  |                                  | Reports                               |                                            |                                |                                 | Finance                          |                                                | LCIF            |
|---------------------------|---------------------|---------------------------|-------------------|-----------------------------|---------|-------------------------------------|----------------|----------------------------|-------------------------------|--------------------------------------|----------------------------------|----------------------------------|---------------------------------------|--------------------------------------------|--------------------------------|---------------------------------|----------------------------------|------------------------------------------------|-----------------|
|                           |                     |                           |                   |                             |         | Times in Status Quo in Past 2 Years |                | Current Member Count **    | YTD Members Added             | YTD Members Dropped                  | YTD Net Growth***                | Member Count 1 Year Ago          | Dropped Members Avg.Length of Service | Months Since Membership Update             | Current Officers Reported **** | Current President Repeated Term | VP Reported *****                | Last Date Reported Service (mm/yyyy)           | Account Balance |
| Club Number               | Club Name           |                           | Charter Date      |                             |         |                                     |                |                            |                               |                                      |                                  |                                  |                                       |                                            |                                |                                 |                                  |                                                |                 |
| Current Total Clubs Count | YTD New Clubs Count | YTD Cancelled Clubs Count | YTD Net Club Gain | Current Total Members Count | YTD Add | YTD Drop                            | YTD Net Growth | Member Count 12 Months Ago | Average Member Count Per Club | % of Clubs with less than 20 members | % No Officer Report in 12 Months | % of Clubs with balance 90+ days | Number of Clubs in Status Quo         | % Status Quo Clubs in Financial Suspension | Number of Cancelled Clubs      | Average Cancelled Club Age      | Members Lost Due to Cancellation | % of Clubs Cancelled for Non-Financial Reasons |                 |
| 54                        | 0                   | 1                         | -1                | 962                         | 34      | 58                                  | -24            | -2.43%                     | 1,030                         | 18                                   | 69%                              | 0%                               | 0%                                    | 0                                          | 0%                             | 1                               | 56                               | 0                                              | 100%            |

\* - P - Priority Club. Cancellation Reasons: 1-Objectives/conduct, 2-Non-active club, 5-Non-existing club, 6-Disbanding, 7-Merger, 8-Financial Suspension, 9-District/Multiple District Dues.

\*\* Red denotes below 15 active members.

\*\*\* Red denotes 20% + loss.

\*\*\*\* Y - all 3 (President, Secretary, Treasurer) club officers reported, N - not all 3 reported.

\*\*\*\*\* Abbreviation: N-New, IP-Immediate Past, R-Repeat.



# Club Health Assessment for District 201V14 through December 2025

|                                    |                               |              | Status                              | Membership              |                   |                     |                     |                         | Reports                               |                                |                                |                                 |                   | Finance                              | LCIF            |               |
|------------------------------------|-------------------------------|--------------|-------------------------------------|-------------------------|-------------------|---------------------|---------------------|-------------------------|---------------------------------------|--------------------------------|--------------------------------|---------------------------------|-------------------|--------------------------------------|-----------------|---------------|
| Club Number                        | Club Name                     | Charter Date | Times in Status Quo in Past 2 Years | Current Member Count ** | YTD Members Added | YTD Members Dropped | YTD Net Growth% *** | Member Count 1 Year Ago | Dropped Members Avg.Length of Service | Months Since Membership Update | Current Officers Reported **** | Current President Repeated Term | VP Reported ***** | Last Date Reported Service (mm/yyyy) | Account Balance | YTD Donations |
| Clubs less than two years old      |                               |              |                                     |                         |                   |                     |                     |                         |                                       |                                |                                |                                 |                   |                                      |                 |               |
| 189115                             | Melbourne Business Alliance   | 08/15/2025   | Active                              | 20                      | 20                | 0                   | 100.00%             | 0                       |                                       | 4                              | Y                              |                                 |                   |                                      | 90+ Days        |               |
| 186999                             | Melbourne Sino-Scholars       | 07/21/2025   | Active                              | 21                      | 21                | 0                   | 100.00%             | 0                       |                                       | 4                              | Y                              |                                 | N                 | 11/2025                              |                 |               |
| Clubs more than two years old      |                               |              |                                     |                         |                   |                     |                     |                         |                                       |                                |                                |                                 |                   |                                      |                 |               |
| 122477                             | Alfredton Lucas               | 06/17/2014   | Active                              | 13                      | 0                 | 0                   | 0.00%               | 11                      |                                       | 6                              | Y                              | 2                               |                   | 12/2025                              |                 |               |
| 22515                              | BACCHUS MARSH                 | 07/12/1972   | Active                              | 40                      | 2                 | 3                   | -2.44%              | 43                      | 41                                    | 0                              | N                              | None                            | R                 | 12/2025                              | 90+ Days        |               |
| 22516                              | BALLAN                        | 04/14/1972   | Active                              | 9                       | 1                 | 0                   | 12.50%              | 8                       |                                       | 6                              | Y                              | 6                               |                   | 12/2025                              | 90+ Days        |               |
| 22517                              | BALLARAT                      | 10/29/1960   | Active                              | 18                      | 0                 | 0                   | 0.00%               | 20                      |                                       | 10                             | N                              | None                            |                   | 12/2025                              |                 |               |
| 22865                              | BENDIGO                       | 01/16/1956   | Active                              | 20                      | 0                 | 0                   | 0.00%               | 17                      |                                       | 6                              | Y                              | 4                               | N                 | 12/2025                              |                 |               |
| 22867                              | BEULAH                        | 07/11/1973   | Active                              | 13                      | 0                 | 0                   | 0.00%               | 15                      |                                       | 8                              | Y                              | 8                               | R                 | 11/2025                              |                 |               |
| 22868                              | BIRCHIP                       | 09/09/1958   | Active                              | 8                       | 0                 | 0                   | 0.00%               | 8                       |                                       | 9                              | Y                              | 2                               |                   | 12/2025                              |                 |               |
| 38195                              | BRIM                          | 03/19/1980   | Active                              | 9                       | 0                 | 0                   | 0.00%               | 12                      |                                       | 8                              | N                              | 4                               | N                 | 04/2020                              |                 |               |
| 22869                              | BROADMEADOWS                  | 05/22/1962   | Active                              | 1                       | 0                 | 0                   | 0.00%               | 1                       |                                       | 9                              | N                              | 5                               |                   | 12/2024                              |                 |               |
| 44569                              | BROWN HILL & DISTRICT         | 01/08/1985   | Active                              | 7                       | 0                 | 0                   | 0.00%               | 9                       |                                       | 0                              | Y                              |                                 |                   | 12/2025                              |                 |               |
| 22870                              | BRUNSWICK                     | 09/20/1961   | Active                              | 4                       | 0                 | 5                   | -55.56%             | 9                       | 4                                     | 1                              | Y                              | 2                               |                   | 07/2025                              |                 |               |
| 31200                              | BUNINYONG MT HELEN            | 09/24/1975   | Active(1)                           | 26                      | 0                 | 0                   | 0.00%               | 23                      |                                       | 9                              | Y                              | 2                               |                   | 10/2025                              |                 |               |
| 40538                              | CARISBROOK                    | 11/17/1981   | Active                              | 28                      | 0                 | 0                   | 0.00%               | 32                      |                                       | 6                              | Y                              | 8                               | N                 | 12/2025                              |                 |               |
| 100428                             | CAROLINE SPRINGS AND DISTRICT | 11/20/2007   | Active                              | 4                       | 0                 | 1                   | -20.00%             | 5                       | 5                                     | 2                              | Y                              | 5                               |                   | 11/2025                              |                 |               |
| 22871                              | CASTLEMAINE DISTRICT L C      | 12/14/1971   | Active                              | 16                      | 3                 | 3                   | 0.00%               | 21                      | 18                                    | 0                              | Y                              |                                 | IP                | 12/2025                              | 90+ Days        |               |
| Exc Award (06/30/2024)             |                               |              |                                     |                         |                   |                     |                     |                         |                                       |                                |                                |                                 |                   |                                      |                 |               |
| 33240                              | CHARLTON                      | 01/13/1977   | Active                              | 21                      | 4                 | 2                   | 10.53%              | 19                      | 2                                     | 1                              | Y                              |                                 |                   | 12/2025                              |                 | \$323.15      |
| Exc Award (06/30/2020, 06/30/2021) |                               |              |                                     |                         |                   |                     |                     |                         |                                       |                                |                                |                                 |                   |                                      |                 |               |
| 22872                              | COBURG                        | 08/15/1959   | Active                              | 2                       | 0                 | 0                   | 0.00%               | 2                       |                                       | 0                              | Y                              | 10                              |                   | 09/2025                              |                 |               |
| 22877                              | CRESWICK                      | 11/20/1973   | Active                              | 12                      | 0                 | 0                   | 0.00%               | 12                      |                                       | 9                              | Y                              | 6                               | N                 | 12/2025                              |                 |               |
| 40539                              | DIGGERS REST                  | 11/02/1981   | Active                              | 13                      | 0                 | 0                   | 0.00%               | 14                      |                                       | 0                              | Y                              |                                 |                   | 12/2025                              |                 |               |
| 22875                              | DONALD                        | 08/31/1957   | Active                              | 21                      | 4                 | 4                   | 0.00%               | 20                      | 3                                     | 1                              | Y                              | 2                               |                   | 12/2025                              |                 |               |
| 31483                              | EAGLEHAWK                     | 12/03/1975   | Active                              | 9                       | 0                 | 2                   | -18.18%             | 11                      | 14                                    | 0                              | Y                              | 3                               |                   | 11/2025                              |                 |               |




## Club Health Assessment for District 201V14 through December 2025

|                                                            |                               |              | Status                              | Membership              |                   |                     |                     |                         |                                       | Reports                        |                                |                                 |                   | Finance                              | LCIF            |               |
|------------------------------------------------------------|-------------------------------|--------------|-------------------------------------|-------------------------|-------------------|---------------------|---------------------|-------------------------|---------------------------------------|--------------------------------|--------------------------------|---------------------------------|-------------------|--------------------------------------|-----------------|---------------|
| Club Number                                                | Club Name                     | Charter Date | Times in Status Quo in Past 2 Years | Current Member Count ** | YTD Members Added | YTD Members Dropped | YTD Net Growth% *** | Member Count 1 Year Ago | Dropped Members Avg.Length of Service | Months Since Membership Update | Current Officers Reported **** | Current President Repeated Term | VP Reported ***** | Last Date Reported Service (mm/yyyy) | Account Balance | YTD Donations |
| 22524                                                      | ESSENDON                      | 03/18/1953   | Active                              | 14                      | 0                 | 1                   | -6.67%              | 14                      | 3                                     | 1                              | Y                              | 3                               |                   | 12/2025                              | 90+ Days        |               |
| 122114                                                     | Gisborne and District         | 05/09/2014   | Active                              | 18                      | 2                 | 0                   | 12.50%              | 15                      |                                       | 2                              | Y                              | 3                               | N                 | 12/2025                              |                 |               |
| 30287                                                      | GLENROY                       | 02/28/1975   | Active                              | 14                      | 1                 | 0                   | 7.69%               | 13                      |                                       | 2                              | Y                              |                                 | N                 | 12/2025                              |                 |               |
| 44311                                                      | HADDON & DIST                 | 10/03/1984   | Active                              | 16                      | 0                 | 1                   | -5.88%              | 17                      | 11                                    | 3                              | Y                              |                                 | R                 | 10/2025                              |                 |               |
| 44084                                                      | HARCOURT & DISTRICT L C       | 06/06/1984   | Active                              | 13                      | 2                 | 0                   | 18.18%              | 8                       |                                       | 1                              | Y                              | 3                               | R                 | 12/2025                              |                 |               |
| 22884                                                      | HEATHCOTE                     | 03/25/1971   | Active                              | 9                       | 2                 | 2                   | 0.00%               | 10                      | 9                                     | 2                              | Y                              | 2                               |                   | 12/2025                              |                 |               |
| 52652                                                      | HEIDELBERG WARRINGAL          | 03/10/1992   | Active                              | 11                      | 0                 | 0                   | 0.00%               | 10                      |                                       | 4                              | Y                              | 2                               |                   | 12/2025                              |                 |               |
| 47684                                                      | HUNTLY & EPSOM                | 08/03/1987   | Active                              | 10                      | 0                 | 0                   | 0.00%               | 11                      |                                       | 1                              | Y                              | 6                               |                   | 11/2025                              |                 |               |
| 22885                                                      | INGLEWOOD                     | 09/06/1965   | Active                              | 10                      | 0                 | 3                   | -23.08%             | 14                      | 6                                     | 1                              | Y                              |                                 | R                 | 12/2025                              |                 |               |
| 32827                                                      | KANGAROO FLAT                 | 10/11/1976   | Active                              | 3                       | 0                 | 0                   | 0.00%               | 3                       |                                       | 12                             | Y                              | 9                               |                   | 02/2025                              |                 |               |
| 22889                                                      | KYNETON                       | 08/17/1953   | Active                              | 13                      | 1                 | 0                   | 8.33%               | 14                      |                                       | 1                              | Y                              | 2                               |                   | 11/2025                              |                 |               |
| 36605                                                      | LAKE BOGA                     | 02/08/1979   | Active(1)                           | 9                       | 3                 | 2                   | 12.50%              | 10                      | 5                                     | 1                              | Y                              |                                 |                   | 11/2025                              |                 |               |
| 22890                                                      | LANCEFIELD ROMSEY             | 08/16/1973   | Active                              | 15                      | 0                 | 0                   | 0.00%               | 14                      |                                       | 2                              | Y                              | 2                               |                   | 12/2025                              |                 |               |
| 48942                                                      | MAIDEN GULLY-MARONG           | 10/12/1988   | Active(1)                           | 24                      | 0                 | 1                   | -4.00%              | 26                      | 4                                     | 4                              | Y                              |                                 | N                 | 11/2025                              |                 |               |
| 29656                                                      | MALDON                        | 07/18/1974   | Active                              | 13                      | 3                 | 5                   | -13.33%             | 15                      | 10                                    | 1                              | Y                              |                                 | N                 | 12/2025                              |                 |               |
| 22892                                                      | MARYBOROUGH                   | 07/01/1970   | Active                              | 11                      | 1                 | 0                   | 10.00%              | 13                      |                                       | 0                              | Y                              | 2                               |                   | 12/2025                              |                 |               |
| 134632                                                     | Melbourne Ausina              | 04/30/2018   | Active                              | 18                      | 4                 | 0                   | 28.57%              | 16                      |                                       | 0                              | Y                              |                                 | N                 | 11/2025                              |                 |               |
| 61177                                                      | MELBOURNE CHINESE             | 10/13/1998   | Active                              | 83                      | 1                 | 0                   | 1.22%               | 78                      |                                       | 0                              | Y                              |                                 | N                 | 11/2025                              |                 |               |
| Exc Award (06/01/2024, 06/30/2020, 06/30/2022, 06/30/2023) |                               |              |                                     |                         |                   |                     |                     |                         |                                       |                                |                                |                                 |                   |                                      |                 |               |
| 125232                                                     | Melbourne City-Southbank      | 06/18/2015   | Active                              | 7                       | 0                 | 0                   | 0.00%               | 7                       |                                       | 1                              | Y                              | 4                               |                   | 08/2025                              |                 |               |
| 139390                                                     | Melbourne Great Ocean         | 09/12/2019   | Active(1)                           | 24                      | 0                 | 0                   | 0.00%               | 24                      |                                       | 5                              | Y                              |                                 | N                 | 11/2025                              |                 |               |
| 22363                                                      | MELBOURNE HOST                | 03/19/1952   | Active                              | 12                      | 0                 | 0                   | 0.00%               | 12                      |                                       | 4                              | Y                              |                                 | N                 | 11/2025                              |                 |               |
| 22364                                                      | MELBOURNE MARKETS INC         | 05/17/1972   | Active(1)                           | 10                      | 0                 | 0                   | 0.00%               | 10                      |                                       | 15                             | N                              | 5                               |                   | 02/2025                              |                 |               |
| 130151                                                     | Melbourne Next Gen            | 03/03/2017   | Active                              | 19                      | 2                 | 0                   | 11.76%              | 19                      |                                       | 5                              | Y                              |                                 |                   | 11/2025                              |                 |               |
| Exc Award (06/30/2020, 06/30/2022)                         |                               |              |                                     |                         |                   |                     |                     |                         |                                       |                                |                                |                                 |                   |                                      |                 |               |
| 126005                                                     | Melbourne Sino Innovation Inc | 10/22/2015   | Active(1)                           | 29                      | 0                 | 0                   | 0.00%               | 42                      |                                       | 6                              | Y                              |                                 | N                 | 11/2025                              |                 |               |
| Exc Award (06/30/2018)                                     |                               |              |                                     |                         |                   |                     |                     |                         |                                       |                                |                                |                                 |                   |                                      |                 |               |
| 22539                                                      | MELTON                        | 12/17/1968   | Active                              | 8                       | 0                 | 0                   | 0.00%               | 9                       |                                       | 6                              | Y                              | 2                               | R                 | 11/2024                              |                 |               |




# Club Health Assessment for District 201V14 through December 2025

|  |                             |              | Status                              | Membership              |                   |                     |                     |                         |                                       | Reports                        |                                |                                 |                   | Finance                              | LCIF            |               |
|----------------------------------------------------------------------------------|-----------------------------|--------------|-------------------------------------|-------------------------|-------------------|---------------------|---------------------|-------------------------|---------------------------------------|--------------------------------|--------------------------------|---------------------------------|-------------------|--------------------------------------|-----------------|---------------|
| Club Number                                                                      | Club Name                   | Charter Date | Times in Status Quo in Past 2 Years | Current Member Count ** | YTD Members Added | YTD Members Dropped | YTD Net Growth% *** | Member Count 1 Year Ago | Dropped Members Avg.Length of Service | Months Since Membership Update | Current Officers Reported **** | Current President Repeated Term | VP Reported ***** | Last Date Reported Service (mm/yyyy) | Account Balance | YTD Donations |
| 33110                                                                            | MOUNT BOLTON & DISTRICT L C | 12/21/1976   | Active                              | 27                      | 3                 | 1                   | 8.00%               | 22                      | 2                                     | 2                              | Y                              | 4                               |                   | 12/2025                              | 90+ Days        | \$629.00      |
| 22893                                                                            | NORTHCOTE                   | 08/16/1962   | Active                              | 14                      | 0                 | 2                   | -12.50%             | 22                      | 1                                     | 0                              | Y                              |                                 | N                 | 12/2025                              |                 |               |
| 37971                                                                            | NYAH DISTRICT L C           | 01/31/1980   | Active                              | 13                      | 2                 | 2                   | 0.00%               | 13                      | 32                                    | 3                              | Y                              | 3                               | N                 | 10/2025                              |                 |               |
| 22895                                                                            | OUYEN                       | 11/21/1968   | Active                              | 12                      | 1                 | 0                   | 9.09%               | 10                      |                                       | 5                              | Y                              |                                 |                   | 12/2025                              |                 |               |
| 22546                                                                            | RAINBOW                     | 06/24/1970   | Active                              | 16                      | 0                 | 2                   | -11.11%             | 18                      | 19                                    | 2                              | Y                              | 3                               | N                 | 12/2025                              |                 |               |
| 22901                                                                            | RESERVOIR                   | 07/07/1971   | Active                              | 5                       | 0                 | 0                   | 0.00%               | 5                       |                                       | 6                              | Y                              | 9                               |                   | 12/2025                              |                 |               |
| 33242                                                                            | RIDDELLS CREEK              | 01/13/1977   | Active                              | 15                      | 3                 | 0                   | 25.00%              | 12                      |                                       | 2                              | Y                              | 16                              |                   | 12/2025                              |                 |               |
| 35623                                                                            | ROBINVALE & DISTRICT L C    | 05/17/1978   | Active(1)                           | 9                       | 0                 | 0                   | 0.00%               | 9                       |                                       | 8                              | N                              | 3                               |                   | 05/2022                              |                 |               |
| 22905                                                                            | SEA LAKE                    | 03/13/1961   | Active                              | 7                       | 0                 | 0                   | 0.00%               | 7                       |                                       | 8                              | Y                              | 16                              |                   | 08/2025                              |                 |               |
| 22548                                                                            | SEBASTOPOL & DISTRICT       | 05/09/1972   | Active                              | 21                      | 0                 | 0                   | 0.00%               | 24                      |                                       | 2                              | Y                              | 2                               | N                 | 12/2025                              |                 |               |
| Exc Award (06/30/2022, 06/30/2024)                                               |                             |              |                                     |                         |                   |                     |                     |                         |                                       |                                |                                |                                 |                   |                                      |                 |               |
| 36606                                                                            | SPEED                       | 02/16/1979   | Active                              | 24                      | 0                 | 0                   | 0.00%               | 26                      |                                       | 6                              | Y                              | 2                               | N                 | 06/2025                              |                 |               |
| 22904                                                                            | ST ARNAUD                   | 12/27/1971   | Active                              | 19                      | 0                 | 1                   | -5.00%              | 20                      | 16                                    | 1                              | Y                              | 2                               |                   | 12/2025                              |                 |               |
| 66461                                                                            | STATE PARLIAMENT VICTORIA   | 06/28/2002   | Active                              | 21                      | 2                 | 0                   | 10.53%              | 19                      |                                       | 2                              | Y                              |                                 | N                 | 12/2025                              |                 |               |
| 32249                                                                            | STRATHFIELDSAYE             | 05/18/1976   | Active                              | 21                      | 5                 | 1                   | 23.53%              | 16                      | 41                                    | 0                              | Y                              |                                 | N                 | 11/2025                              |                 |               |
| Exc Award (06/30/2018)                                                           |                             |              |                                     |                         |                   |                     |                     |                         |                                       |                                |                                |                                 |                   |                                      |                 |               |
| 64954                                                                            | SUNBURY                     | 01/24/2002   | P- Active                           | 0                       | 0                 | 0                   | 0.00%               | 0                       |                                       | 30                             | N                              | None                            |                   | 12/2022                              |                 |               |
| 22908                                                                            | SWAN HILL                   | 11/04/1964   | Active                              | 12                      | 0                 | 1                   | -7.69%              | 10                      | 5                                     | 0                              | Y                              | 3                               |                   | 12/2025                              |                 | \$976.69      |
| 108750                                                                           | TAYLORS LAKES               | 06/22/2010   | Active                              | 28                      | 4                 | 1                   | 12.00%              | 24                      | 1                                     | 5                              | Y                              |                                 | N                 | 07/2025                              |                 | \$161.58      |
| Exc Award (06/30/2021)                                                           |                             |              |                                     |                         |                   |                     |                     |                         |                                       |                                |                                |                                 |                   |                                      |                 |               |
| 44218                                                                            | TRENTHAM                    | 08/31/1984   | Active                              | 23                      | 3                 | 3                   | 0.00%               | 22                      | 11                                    | 0                              | Y                              |                                 | N                 | 12/2025                              |                 | \$964.22      |
| 40168                                                                            | ULTIMA                      | 06/30/1981   | Active                              | 9                       | 1                 | 0                   | 12.50%              | 9                       |                                       | 3                              | Y                              |                                 | IP                | 11/2025                              |                 |               |
| 122027                                                                           | Victoria Quilters           | 04/28/2014   | Active                              | 10                      | 0                 | 3                   | -23.08%             | 14                      | 6                                     | 1                              | Y                              | 2                               | N                 | 09/2025                              |                 | \$100.00      |
| 22910                                                                            | WARRACKNABEAL               | 12/10/1964   | Active                              | 22                      | 0                 | 1                   | -4.35%              | 21                      | 30                                    | 4                              | N                              |                                 | N                 | 12/2025                              |                 |               |
| 35624                                                                            | WEDDERBURN                  | 05/10/1978   | Active                              | 26                      | 0                 | 0                   | 0.00%               | 27                      |                                       | 6                              | Y                              |                                 |                   | 12/2025                              |                 |               |
| 22555                                                                            | WENDOUREE                   | 10/21/1970   | Active                              | 3                       | 0                 | 0                   | 0.00%               | 3                       |                                       | 8                              | Y                              | 5                               |                   | 05/2023                              |                 |               |
| 22911                                                                            | WOODEND                     | 08/15/1972   | Active                              | 9                       | 0                 | 0                   | 0.00%               | 9                       |                                       | 9                              | Y                              | 13                              |                   | 11/2025                              |                 | \$642.81      |
| 22912                                                                            | WOOMELANG                   | 04/30/1969   | Active                              | 21                      | 0                 | 1                   | -4.55%              | 22                      | 56                                    | 4                              | Y                              | 5                               |                   | 10/2025                              |                 |               |



## Club Health Assessment for District 201V14 through December 2025



|       |            |  |            |  |  | Status                              |  | Membership              |                   |                     |                     |                         | Reports                               |                                |                                |                                 |                   | Finance                              |                 | LCIF          |
|-------|------------|--|------------|--|--|-------------------------------------|--|-------------------------|-------------------|---------------------|---------------------|-------------------------|---------------------------------------|--------------------------------|--------------------------------|---------------------------------|-------------------|--------------------------------------|-----------------|---------------|
|       |            |  |            |  |  | Times in Status Quo in Past 2 Years |  | Current Member Count ** | YTD Members Added | YTD Members Dropped | YTD Net Growth% *** | Member Count 1 Year Ago | Dropped Members Avg.Length of Service | Months Since Membership Update | Current Officers Reported **** | Current President Repeated Term | VP Reported ***** | Last Date Reported Service (mm/yyyy) | Account Balance | YTD Donations |
| 22913 | WYCHEPROOF |  | 10/01/1962 |  |  | Active                              |  | 24                      | 0                 | 2                   | -7.69%              | 25                      | 47                                    | 2                              | Y                              |                                 | N                 | 12/2025                              |                 |               |

| Current Total Clubs Count | YTD New Clubs Count | YTD Cancelled Clubs Count | YTD Net Club Gain | Current Total Members Count | YTD Add | YTD Drop | YTD Net Growth | YTD Net Growth % | Member Count 12 Months Ago | Average Member Count Per Club | % of Clubs with less than 20 members | % No Officer Report in 12 Months | % of Clubs with balance 90+ days | Number of Clubs in Status Quo | % Status Quo Clubs in Financial Suspension | Number of Cancelled Clubs | Average Cancelled Club Age | Members Lost Due to Cancellation | % of Clubs Cancelled for Non-Financial Reasons |
|---------------------------|---------------------|---------------------------|-------------------|-----------------------------|---------|----------|----------------|------------------|----------------------------|-------------------------------|--------------------------------------|----------------------------------|----------------------------------|-------------------------------|--------------------------------------------|---------------------------|----------------------------|----------------------------------|------------------------------------------------|
| 74                        | 2                   | 0                         | 2                 | 1,159                       | 101     | 56       | 45             | 4.04%            | 1,145                      | 16                            | 69%                                  | 0%                               | 8%                               | 0                             | 0%                                         | 0                         | 0                          | 0                                | 0%                                             |

\* - P - Priority Club. Cancellation Reasons: 1-Objectives/conduct, 2-Non-active club, 5-Non-existing club, 6-Disbanding, 7-Merger, 8-Financial Suspension, 9-District/Multiple District Dues.

\*\* Red denotes below 15 active members.

\*\*\* Red denotes 20% + loss.

\*\*\*\* Y - all 3 (President, Secretary, Treasurer) club officers reported, N - not all 3 reported.

\*\*\*\*\* Abbreviation: N-New, IP-Immediate Past, R-Repeat.



# Club Health Assessment for District 201WA through December 2025

|                               |                                                            |              | Status                              | Membership              |                   |                     |                     |                         |                                       | Reports                        |                                |                                 |                   | Finance                              |                 | LCIF          |
|-------------------------------|------------------------------------------------------------|--------------|-------------------------------------|-------------------------|-------------------|---------------------|---------------------|-------------------------|---------------------------------------|--------------------------------|--------------------------------|---------------------------------|-------------------|--------------------------------------|-----------------|---------------|
| Club Number                   | Club Name                                                  | Charter Date | Times in Status Quo in Past 2 Years | Current Member Count ** | YTD Members Added | YTD Members Dropped | YTD Net Growth% *** | Member Count 1 Year Ago | Dropped Members Avg.Length of Service | Months Since Membership Update | Current Officers Reported **** | Current President Repeated Term | VP Reported ***** | Last Date Reported Service (mm/yyyy) | Account Balance | YTD Donations |
| Clubs less than two years old |                                                            |              |                                     |                         |                   |                     |                     |                         |                                       |                                |                                |                                 |                   |                                      |                 |               |
| 157229                        | Western Australia Lions Diabetes                           | 02/12/2024   | Active                              | 22                      | 2                 | 7                   | -18.52%             | 27                      | 1                                     | 1                              | Y                              | 3                               | R                 | 09/2025                              |                 |               |
| Clubs more than two years old |                                                            |              |                                     |                         |                   |                     |                     |                         |                                       |                                |                                |                                 |                   |                                      |                 |               |
| 22914                         | ALBANY                                                     | 01/28/1965   | Active                              | 12                      | 0                 | 0                   | 0.00%               | 11                      |                                       | 7                              | Y                              | 2                               | R                 | 01/2025                              |                 |               |
| 28062                         | ALBANY SOUTH COAST                                         | 02/14/1974   | Active                              | 16                      | 0                 | 1                   | -5.88%              | 18                      | 4                                     | 2                              | Y                              | 4                               | R                 | 02/2025                              |                 |               |
| 22916                         | ARMADALE KELMSCOTT                                         | 08/09/1971   | Active                              | 27                      | 3                 | 1                   | 8.00%               | 21                      | 3                                     | 1                              | Y                              |                                 |                   | 12/2025                              |                 |               |
| 117214                        | ATWELL                                                     | 06/20/2012   | Active                              | 18                      | 1                 | 1                   | 0.00%               | 20                      | 13                                    | 0                              | Y                              | 2                               | R                 | 05/2025                              |                 | \$809.55      |
| 58511                         | AUSTRALIND                                                 | 06/27/1996   | Active                              | 22                      | 1                 | 1                   | 0.00%               | 27                      | 17                                    | 3                              | Y                              |                                 | N                 | 12/2025                              |                 |               |
|                               | Exc Award (06/30/2017)                                     |              |                                     |                         |                   |                     |                     |                         |                                       |                                |                                |                                 |                   |                                      |                 |               |
| 43651                         | BALDIVIS                                                   | 03/09/1984   | Active                              | 14                      | 0                 | 3                   | -17.65%             | 15                      | 2                                     | 0                              | Y                              | 2                               | N                 | 12/2025                              |                 | \$169.87      |
|                               | Exc Award (06/30/2017)                                     |              |                                     |                         |                   |                     |                     |                         |                                       |                                |                                |                                 |                   |                                      |                 |               |
| 49355                         | BALLAJURA                                                  | 03/31/1989   | Active                              | 15                      | 0                 | 2                   | -11.76%             | 17                      | 32                                    | 3                              | Y                              | 4                               | R                 | 08/2024                              |                 | \$359.45      |
|                               | Exc Award (06/30/2017, 06/30/2018)                         |              |                                     |                         |                   |                     |                     |                         |                                       |                                |                                |                                 |                   |                                      |                 |               |
| 51957                         | BASSENDEAN                                                 | 08/13/1991   | Active                              | 8                       | 2                 | 2                   | 0.00%               | 9                       | 25                                    | 3                              | Y                              | 3                               | N                 | 12/2024                              |                 | \$323.48      |
| 33887                         | BENCUBBIN & DISTRICTS L C                                  | 05/05/1977   | Active                              | 7                       | 0                 | 0                   | 0.00%               | 7                       |                                       | 5                              | Y                              | 3                               | R                 | 01/2025                              |                 |               |
| 31577                         | BODDINGTON                                                 | 01/16/1976   | Active                              | 27                      | 0                 | 0                   | 0.00%               | 26                      |                                       | 4                              | Y                              | 9                               |                   | 07/2025                              |                 |               |
| 22919                         | BOORAGOON                                                  | 05/11/1973   | Active                              | 21                      | 0                 | 1                   | -4.55%              | 22                      | 1                                     | 0                              | Y                              | 2                               | N                 | 11/2025                              |                 |               |
|                               | Exc Award (06/30/2022, 06/30/2023)                         |              |                                     |                         |                   |                     |                     |                         |                                       |                                |                                |                                 |                   |                                      |                 |               |
| 22920                         | BOYANUP INC                                                | 03/06/1973   | Active                              | 13                      | 2                 | 2                   | 0.00%               | 13                      | 10                                    | 4                              | Y                              | 2                               |                   | 10/2025                              |                 |               |
| 40203                         | BOYUP BROOK                                                | 06/30/1981   | Active                              | 10                      | 0                 | 0                   | 0.00%               | 8                       |                                       | 6                              | Y                              | 6                               |                   | 12/2024                              |                 |               |
| 38702                         | BRIDGETOWN                                                 | 06/30/1980   | Active                              | 13                      | 0                 | 0                   | 0.00%               | 9                       |                                       | 7                              | Y                              |                                 |                   | 03/2022                              |                 | \$969.46      |
| 22723                         | BROOME                                                     | 12/27/1971   | Active                              | 19                      | 0                 | 2                   | -9.52%              | 22                      | 6                                     | 2                              | Y                              | 3                               |                   | 10/2025                              |                 |               |
| 22922                         | BRUNSWICK JUNCTION                                         | 04/07/1970   | Active                              | 29                      | 1                 | 2                   | -3.33%              | 31                      | 12                                    | 1                              | Y                              | 2                               | N                 | 07/2025                              |                 |               |
| 22923                         | BULL CREEK L C                                             | 05/27/1970   | Active                              | 12                      | 0                 | 0                   | 0.00%               | 12                      |                                       | 9                              | Y                              | 2                               | R                 | 07/2025                              |                 |               |
| 22926                         | BUSSELTON                                                  | 05/31/1966   | Active                              | 57                      | 1                 | 0                   | 1.79%               | 55                      |                                       | 4                              | Y                              |                                 | R                 | 07/2025                              |                 |               |
|                               | Exc Award (06/30/2016, 06/30/2017, 06/30/2019, 06/30/2020) |              |                                     |                         |                   |                     |                     |                         |                                       |                                |                                |                                 |                   |                                      |                 |               |
| 33889                         | CANNING CITY INC                                           | 05/18/1977   | Active                              | 24                      | 0                 | 1                   | -4.00%              | 25                      | 44                                    | 1                              | Y                              |                                 | N                 | 07/2025                              |                 |               |
| 55309                         | CARNAMAH                                                   | 02/14/1994   | Active                              | 5                       | 0                 | 0                   | 0.00%               | 5                       |                                       | 17                             | Y                              | 2                               |                   | 07/2021                              |                 |               |




# Club Health Assessment for District 201WA through December 2025

|                                    |                             |              | Status                              | Membership              |                   |                     |                     |                         |                                       | Reports                        |                                |                                 |                   | Finance                              | LCIF            |               |
|------------------------------------|-----------------------------|--------------|-------------------------------------|-------------------------|-------------------|---------------------|---------------------|-------------------------|---------------------------------------|--------------------------------|--------------------------------|---------------------------------|-------------------|--------------------------------------|-----------------|---------------|
| Club Number                        | Club Name                   | Charter Date | Times in Status Quo in Past 2 Years | Current Member Count ** | YTD Members Added | YTD Members Dropped | YTD Net Growth% *** | Member Count 1 Year Ago | Dropped Members Avg.Length of Service | Months Since Membership Update | Current Officers Reported **** | Current President Repeated Term | VP Reported ***** | Last Date Reported Service (mm/yyyy) | Account Balance | YTD Donations |
| 22724                              | CARNARVON                   | 10/29/1965   | Active                              | 12                      | 0                 | 0                   | 0.00%               | 11                      |                                       | 4                              | Y                              |                                 |                   | 01/2025                              |                 |               |
| 22758                              | CITY OF PERTH HOST LC       | 09/22/1962   | Active                              | 9                       | 0                 | 0                   | 0.00%               | 9                       |                                       | 7                              | Y                              |                                 |                   | 12/2024                              |                 |               |
| 45179                              | CLAREMONT NEDLANDS          | 06/27/1985   | Active                              | 20                      | 1                 | 0                   | 5.26%               | 19                      |                                       | 6                              | Y                              |                                 |                   | 10/2025                              |                 |               |
| 22929                              | COLLIE                      | 05/09/1966   | Cancelled(6*)                       | 0                       | 0                 | 29                  | -100.00%            | 27                      | 17                                    | 0                              | N                              | None                            |                   | 03/2025                              |                 |               |
| 44764                              | COWARAMUP                   | 03/28/1985   | Active                              | 28                      | 3                 | 2                   | 3.70%               | 25                      | 22                                    | 1                              | Y                              |                                 |                   | 09/2025                              |                 |               |
| 43787                              | CUNDERDIN                   | 04/09/1984   | Active                              | 17                      | 0                 | 0                   | 0.00%               | 17                      |                                       | 8                              | Y                              | 2                               |                   | 01/2025                              |                 |               |
| 47026                              | DALWALLINU & DIST           | 03/09/1987   | Active                              | 6                       | 0                 | 0                   | 0.00%               | 7                       |                                       | 6                              | Y                              |                                 |                   | 12/2022                              |                 |               |
| 22930                              | DARDANUP                    | 12/29/1971   | Active                              | 28                      | 0                 | 3                   | -9.68%              | 32                      | 3                                     | 1                              | Y                              | 2                               | N                 | 11/2025                              |                 |               |
| 22931                              | DENMARK                     | 11/26/1973   | Active                              | 12                      | 0                 | 3                   | -20.00%             | 16                      | 18                                    | 0                              | Y                              |                                 |                   | 12/2025                              |                 |               |
| 43529                              | DONGARA DENISON             | 02/10/1984   | Active                              | 26                      | 2                 | 0                   | 8.33%               | 22                      |                                       | 0                              | Y                              | 4                               | N                 | 12/2025                              |                 |               |
| 41050                              | DONNYBROOK                  | 03/18/1982   | Active                              | 11                      | 1                 | 0                   | 10.00%              | 12                      |                                       | 5                              | Y                              | 2                               |                   | 05/2021                              |                 |               |
| Exc Award (06/30/2017)             |                             |              |                                     |                         |                   |                     |                     |                         |                                       |                                |                                |                                 |                   |                                      |                 |               |
| 29595                              | DUNCRAIG                    | 06/07/1974   | Active                              | 30                      | 2                 | 0                   | 7.14%               | 32                      |                                       | 1                              | N                              |                                 |                   | 12/2025                              |                 |               |
| Exc Award (06/30/2018, 06/30/2019) |                             |              |                                     |                         |                   |                     |                     |                         |                                       |                                |                                |                                 |                   |                                      |                 |               |
| 38496                              | DUNSBOROUGH                 | 05/20/1980   | Active                              | 29                      | 0                 | 1                   | -3.33%              | 27                      | 14                                    | 0                              | Y                              |                                 | N                 | 09/2025                              |                 | \$1,307.10    |
| 29317                              | EATON                       | 05/03/1974   | Active                              | 19                      | 1                 | 2                   | -5.00%              | 21                      | 5                                     | 3                              | Y                              | 2                               |                   | 11/2025                              |                 |               |
| 65266                              | ELLENBROOK                  | 04/23/2002   | Active                              | 11                      | 5                 | 8                   | -21.43%             | 15                      | 17                                    | 0                              | Y                              | 2                               | N                 | 11/2025                              |                 | \$262.91      |
| 22932                              | ESPERANCE                   | 04/23/1968   | Active                              | 19                      | 2                 | 0                   | 11.76%              | 16                      |                                       | 4                              | Y                              | 2                               | N                 | 11/2025                              | 90+ Days        |               |
| 101638                             | FALCON INC                  | 03/31/2008   | Active                              | 38                      | 4                 | 1                   | 8.57%               | 37                      | 17                                    | 0                              | Y                              |                                 | R                 | 12/2025                              |                 |               |
| 22750                              | FLOREAT                     | 08/03/1965   | Active                              | 25                      | 4                 | 0                   | 19.05%              | 19                      |                                       | 1                              | Y                              | 2                               |                   | 03/2024                              |                 | \$653.55      |
| 22934                              | FREMANTLE                   | 02/21/1964   | Active                              | 14                      | 0                 | 0                   | 0.00%               | 12                      |                                       | 9                              | Y                              | 2                               | R                 | 12/2024                              |                 |               |
| 22933                              | FREMANTLE EAST<br>FREMANTLE | 04/28/1972   | Active                              | 9                       | 0                 | 0                   | 0.00%               | 8                       |                                       | 7                              | Y                              | 14                              | R                 | 11/2024                              |                 | \$323.15      |
| 22731                              | GERALDTON                   | 12/08/1965   | Cancelled(6*)                       | 0                       | 0                 | 9                   | -100.00%            | 9                       | 14                                    | 0                              | N                              | None                            |                   | 02/2021                              |                 |               |
| 31873                              | GINGIN CHITTERING           | 03/18/1976   | Active                              | 12                      | 0                 | 1                   | -7.69%              | 12                      | 8                                     | 4                              | Y                              | 2                               |                   | 10/2025                              |                 |               |
| 38819                              | GIRRAWHEEN L C              | 07/07/1980   | Active                              | 21                      | 3                 | 0                   | 16.67%              | 19                      |                                       | 5                              | Y                              | 2                               | R                 | 08/2024                              |                 |               |
| 22927                              | GOSNELLS                    | 07/16/1969   | Active                              | 24                      | 2                 | 0                   | 9.09%               | 25                      |                                       | 1                              | Y                              |                                 | N                 | 11/2025                              |                 |               |
| 102028                             | HANNANS GOLDFIELDS          | 05/23/2008   | Active                              | 11                      | 1                 | 0                   | 10.00%              | 10                      |                                       | 2                              | Y                              | 4                               |                   | 11/2025                              |                 | \$200.00      |
| 144465                             | Harrisdale Piara Waters     | 04/19/2021   | Active                              | 11                      | 0                 | 0                   | 0.00%               | 12                      |                                       | 6                              | N                              | 5                               |                   | 06/2025                              |                 |               |



# Club Health Assessment for District 201WA through December 2025

|  |                        |              | Status                              | Membership              |                   |                     |                     |                         |                                       | Reports                        |                                |                                 |                   | Finance                              | LCIF            |               |
|----------------------------------------------------------------------------------|------------------------|--------------|-------------------------------------|-------------------------|-------------------|---------------------|---------------------|-------------------------|---------------------------------------|--------------------------------|--------------------------------|---------------------------------|-------------------|--------------------------------------|-----------------|---------------|
| Club Number                                                                      | Club Name              | Charter Date | Times in Status Quo in Past 2 Years | Current Member Count ** | YTD Members Added | YTD Members Dropped | YTD Net Growth% *** | Member Count 1 Year Ago | Dropped Members Avg.Length of Service | Months Since Membership Update | Current Officers Reported **** | Current President Repeated Term | VP Reported ***** | Last Date Reported Service (mm/yyyy) | Account Balance | YTD Donations |
| 40540                                                                            | HARVEY                 | 11/17/1981   | Active                              | 19                      | 0                 | 2                   | -9.52%              | 21                      | 13                                    | 1                              | Y                              |                                 | IP                | 12/2024                              | 90+ Days        | \$65.74       |
| 35415                                                                            | HYDEN                  | 04/12/1978   | Active                              | 13                      | 0                 | 0                   | 0.00%               | 14                      |                                       | 9                              | Y                              | 2                               |                   | 08/2025                              |                 |               |
| 61934                                                                            | JANDAKOT LAKES         | 05/17/1999   | Active(1)                           | 4                       | 0                 | 0                   | 0.00%               | 4                       |                                       | 16                             | N                              | None                            |                   | 12/2022                              |                 |               |
| 35625                                                                            | JERRAMUNGUP            | 05/26/1978   | Active                              | 15                      | 0                 | 0                   | 0.00%               | 15                      |                                       | 17                             | Y                              | 8                               |                   | 07/2024                              |                 |               |
| 22935                                                                            | KALAMUNDA              | 05/21/1968   | Active                              | 11                      | 0                 | 2                   | -15.38%             | 16                      | 14                                    | 0                              | Y                              | 3                               |                   | 04/2024                              |                 |               |
| 22735                                                                            | KALGOORLIE             | 06/01/1967   | Active                              | 7                       | 1                 | 0                   | 16.67%              | 9                       |                                       | 4                              | Y                              |                                 |                   | 11/2025                              |                 |               |
| 22936                                                                            | KATANNING              | 03/12/1973   | Active                              | 12                      | 0                 | 2                   | -14.29%             | 12                      | 0                                     | 4                              | Y                              |                                 | IP                | 11/2025                              |                 |               |
| 50959                                                                            | KINGSLEY-WOODVALE      | 09/25/1990   | Active                              | 18                      | 1                 | 2                   | -5.26%              | 17                      | 2                                     | 0                              | Y                              | 5                               | R                 | 10/2025                              |                 |               |
| 36746                                                                            | KOJONUP                | 03/08/1979   | Active                              | 21                      | 0                 | 0                   | 0.00%               | 20                      |                                       | 7                              | Y                              |                                 |                   | 05/2025                              |                 |               |
| 22938                                                                            | KONDININ               | 09/13/1973   | Active                              | 8                       | 0                 | 0                   | 0.00%               | 7                       |                                       | 3                              | Y                              | 4                               |                   | 03/2025                              |                 |               |
| 22939                                                                            | KULIN                  | 12/05/1972   | Active                              | 13                      | 1                 | 0                   | 8.33%               | 12                      |                                       | 3                              | Y                              | 4                               |                   | 09/2018                              |                 |               |
| 22940                                                                            | KWINANA                | 03/28/1968   | Active                              | 18                      | 3                 | 0                   | 20.00%              | 14                      |                                       | 3                              | Y                              | 2                               | N                 | 01/2025                              |                 |               |
| Exc Award (06/30/2018)                                                           |                        |              |                                     |                         |                   |                     |                     |                         |                                       |                                |                                |                                 |                   |                                      |                 |               |
| 22941                                                                            | LAKE GRACE             | 11/13/1969   | Active                              | 10                      | 0                 | 1                   | -9.09%              | 10                      | 5                                     | 0                              | Y                              | 4                               |                   | 06/2024                              |                 |               |
| 95278                                                                            | LANCELIN AND DISTRICTS | 01/30/2006   | Active                              | 10                      | 1                 | 1                   | 0.00%               | 12                      | 1                                     | 3                              | Y                              | 4                               | N                 | 09/2023                              |                 |               |
| 41839                                                                            | LEEMING & DIST         | 09/23/1982   | Active                              | 11                      | 0                 | 0                   | 0.00%               | 11                      |                                       | 9                              | Y                              | 2                               | N                 | 10/2025                              |                 |               |
| 22942                                                                            | LEEUWIN                | 10/12/1971   | Active                              | 31                      | 4                 | 4                   | 0.00%               | 34                      | 1                                     | 3                              | Y                              |                                 |                   | 11/2020                              |                 |               |
| 22943                                                                            | MANDURAH               | 06/07/1971   | Active                              | 53                      | 10                | 1                   | 20.45%              | 51                      | 1                                     | 2                              | Y                              |                                 |                   | 10/2025                              |                 |               |
| Exc Award (06/30/2024)                                                           |                        |              |                                     |                         |                   |                     |                     |                         |                                       |                                |                                |                                 |                   |                                      |                 |               |
| 22944                                                                            | MANJIMUP               | 05/05/1968   | Active                              | 31                      | 25                | 4                   | 210.00%             | 8                       | 4                                     | 0                              | Y                              |                                 | N                 | 11/2025                              |                 |               |
| 99495                                                                            | MARGARET RIVER         | 05/30/2007   | Active                              | 27                      | 0                 | 1                   | -3.57%              | 26                      | 3                                     | 3                              | Y                              | 2                               |                   | 04/2024                              |                 |               |
| Exc Award (06/30/2023)                                                           |                        |              |                                     |                         |                   |                     |                     |                         |                                       |                                |                                |                                 |                   |                                      |                 |               |
| 59621                                                                            | MOORA                  | 05/15/1997   | Active                              | 21                      | 0                 | 1                   | -4.55%              | 18                      | 2                                     | 2                              | Y                              | 2                               |                   | 11/2025                              |                 |               |
| 22948                                                                            | MT BARKER              | 12/11/1969   | Active                              | 30                      | 3                 | 0                   | 11.11%              | 25                      |                                       | 2                              | Y                              | 2                               | N                 | 03/2024                              |                 |               |
| 42210                                                                            | NANNUP                 | 01/21/1983   | Active                              | 15                      | 4                 | 2                   | 15.38%              | 14                      | 0                                     | 0                              | Y                              | 4                               |                   | 07/2022                              |                 |               |
| 36403                                                                            | NAREMBEEN              | 12/29/1978   | Active(1)                           | 12                      | 1                 | 1                   | 0.00%               | 7                       | 9                                     | 4                              | Y                              | 2                               | R                 | 08/2025                              |                 |               |
| 22950                                                                            | NARROGIN               | 06/13/1968   | Active                              | 33                      | 0                 | 0                   | 0.00%               | 34                      |                                       | 8                              | Y                              |                                 |                   | 06/2025                              |                 |               |
| 22745                                                                            | NEWMAN                 | 10/05/1971   | Active(1)                           | 7                       | 0                 | 0                   | 0.00%               | 9                       |                                       | 7                              | Y                              | 12                              |                   | 08/2024                              |                 |               |
| 40668                                                                            | NORANDA                | 12/01/1981   | Active                              | 22                      | 7                 | 5                   | 10.00%              | 20                      | 8                                     | 0                              | Y                              |                                 | N                 | 12/2025                              |                 | \$50.00       |



# Club Health Assessment for District 201WA through December 2025

|                                    |                                 |              | Status                              | Membership              |                   |                     |                     |                         |                                       | Reports                        |                                |                                 |                   | Finance                              | LCIF            |               |
|------------------------------------|---------------------------------|--------------|-------------------------------------|-------------------------|-------------------|---------------------|---------------------|-------------------------|---------------------------------------|--------------------------------|--------------------------------|---------------------------------|-------------------|--------------------------------------|-----------------|---------------|
| Club Number                        | Club Name                       | Charter Date | Times in Status Quo in Past 2 Years | Current Member Count ** | YTD Members Added | YTD Members Dropped | YTD Net Growth% *** | Member Count 1 Year Ago | Dropped Members Avg.Length of Service | Months Since Membership Update | Current Officers Reported **** | Current President Repeated Term | VP Reported ***** | Last Date Reported Service (mm/yyyy) | Account Balance | YTD Donations |
| 107810                             | NORTH BEACH                     | 03/26/2010   | Active                              | 25                      | 1                 | 0                   | 4.17%               | 22                      |                                       | 3                              | Y                              | 3                               | R                 | 09/2025                              | 90+ Days        |               |
| 22951                              | NORTHAM                         | 05/21/1968   | Active                              | 36                      | 3                 | 1                   | 5.88%               | 32                      | 21                                    | 2                              | Y                              |                                 | R                 | 09/2025                              |                 |               |
| Exc Award (06/30/2016)             |                                 |              |                                     |                         |                   |                     |                     |                         |                                       |                                |                                |                                 |                   |                                      |                 |               |
| 22747                              | NORTHAMPTON                     | 08/20/1970   | Active                              | 22                      | 0                 | 0                   | 0.00%               | 23                      |                                       | 7                              | Y                              |                                 |                   | 01/2021                              |                 |               |
| 41840                              | PINGRUP                         | 09/27/1982   | Active                              | 11                      | 0                 | 1                   | -8.33%              | 12                      | 25                                    | 0                              | N                              | None                            |                   |                                      |                 |               |
| 22952                              | PINJARRA                        | 01/03/1974   | Active                              | 18                      | 2                 | 3                   | -5.26%              | 17                      | 0                                     | 3                              | Y                              | 3                               | N                 | 10/2025                              |                 |               |
| 60305                              | PORT KENNEDY                    | 01/20/1998   | Active                              | 14                      | 1                 | 1                   | 0.00%               | 17                      | 34                                    | 2                              | Y                              |                                 | IP                | 07/2025                              |                 |               |
| Exc Award (06/30/2018, 06/30/2019) |                                 |              |                                     |                         |                   |                     |                     |                         |                                       |                                |                                |                                 |                   |                                      |                 |               |
| 22954                              | ROCKINGHAM                      | 03/23/1967   | Active                              | 19                      | 0                 | 2                   | -9.52%              | 23                      | 3                                     | 0                              | Y                              | 3                               | N                 | 07/2025                              |                 |               |
| 31486                              | SERPENTINE-JARRAHDALE           | 12/15/1975   | Active                              | 11                      | 0                 | 2                   | -15.38%             | 15                      | 2                                     | 3                              | N                              | 3                               | N                 | 01/2025                              |                 |               |
| 22955                              | SOUTH PERTH                     | 10/26/1965   | Active                              | 21                      | 2                 | 2                   | 0.00%               | 22                      | 17                                    | 0                              | Y                              | 3                               | R                 | 12/2024                              |                 | \$196.06      |
| 22756                              | STIRLING                        | 03/23/1971   | Active                              | 14                      | 0                 | 2                   | -12.50%             | 16                      | 29                                    | 0                              | Y                              |                                 |                   | 07/2025                              |                 |               |
| Exc Award (06/30/2018)             |                                 |              |                                     |                         |                   |                     |                     |                         |                                       |                                |                                |                                 |                   |                                      |                 |               |
| 35089                              | TAMBELLUP                       | 02/02/1978   | Active                              | 16                      | 1                 | 1                   | 0.00%               | 14                      | 47                                    | 4                              | Y                              |                                 |                   | 08/2025                              | 90+ Days        | \$646.31      |
| 22759                              | THREE SPRINGS                   | 01/09/1973   | Active                              | 10                      | 1                 | 0                   | 11.11%              | 9                       |                                       | 3                              | Y                              |                                 |                   | 11/2025                              |                 |               |
| 32747                              | TOODYAY                         | 09/14/1976   | Active                              | 19                      | 4                 | 0                   | 26.67%              | 14                      |                                       | 2                              | Y                              |                                 |                   | 12/2025                              |                 |               |
| 140866                             | Vasse                           | 02/28/2020   | Active                              | 30                      | 1                 | 1                   | 0.00%               | 33                      | 3                                     | 5                              | Y                              | 4                               | R                 | 08/2024                              |                 |               |
| Exc Award (06/30/2022)             |                                 |              |                                     |                         |                   |                     |                     |                         |                                       |                                |                                |                                 |                   |                                      |                 |               |
| 22958                              | VICTORIA PARK                   | 04/17/1963   | Active                              | 20                      | 3                 | 7                   | -16.67%             | 23                      | 2                                     | 2                              | Y                              | 4                               |                   | 01/2024                              |                 | \$649.92      |
| 22959                              | WAGIN                           | 05/03/1966   | Active                              | 16                      | 0                 | 0                   | 0.00%               | 16                      |                                       | 21                             | Y                              | 3                               |                   | 01/2022                              |                 |               |
| 37264                              | WANDERING                       | 06/14/1979   | Active                              | 21                      | 1                 | 0                   | 5.00%               | 20                      |                                       | 2                              | Y                              | 2                               | N                 | 12/2025                              |                 |               |
| 22761                              | WANNEROO                        | 05/03/1971   | Active                              | 17                      | 0                 | 0                   | 0.00%               | 13                      |                                       | 8                              | Y                              |                                 |                   | 07/2023                              |                 |               |
| 22960                              | WAROONA                         | 03/18/1969   | Active                              | 21                      | 0                 | 0                   | 0.00%               | 25                      |                                       | 6                              | Y                              | 3                               | N                 | 03/2025                              |                 |               |
| Exc Award (06/30/2017, 06/30/2018) |                                 |              |                                     |                         |                   |                     |                     |                         |                                       |                                |                                |                                 |                   |                                      |                 |               |
| 153745                             | Western Australia Multicultural | 03/02/2023   | Active                              | 30                      | 3                 | 0                   | 11.11%              | 32                      |                                       | 2                              | Y                              | 4                               | R                 | 06/2025                              |                 |               |
| 37709                              | WHITFORD                        | 11/21/1979   | Active                              | 11                      | 1                 | 2                   | -8.33%              | 11                      | 1                                     | 3                              | Y                              |                                 | R                 | 10/2025                              |                 |               |



## Club Health Assessment for District 201WA through December 2025

INTERNATIONAL

| Club Number               | Club Name           | Charter Date              | Status                              |                             | Membership        |                     |                   |                            |                                       |                                      |                                  | Reports                          |                               |                                            |                           | Finance                    |                                  | LCIF                                           |      |
|---------------------------|---------------------|---------------------------|-------------------------------------|-----------------------------|-------------------|---------------------|-------------------|----------------------------|---------------------------------------|--------------------------------------|----------------------------------|----------------------------------|-------------------------------|--------------------------------------------|---------------------------|----------------------------|----------------------------------|------------------------------------------------|------|
|                           |                     |                           | Times in Status Quo in Past 2 Years | Current Member Count **     | YTD Members Added | YTD Members Dropped | YTD Net Growth*** | Member Count 1 Year Ago    | Dropped Members Avg.Length of Service | Months Since Membership Update       | Current Officers Reported ****   | Current President Repeated Term  | VP Reported *****             | Last Date Reported Service (mm/yyyy)       | Account Balance           | YTD Donations              |                                  |                                                |      |
| Current Total Clubs Count | YTD New Clubs Count | YTD Cancelled Clubs Count | YTD Net Club Gain                   | Current Total Members Count | YTD Add           | YTD Drop            | YTD Net Growth %  | Member Count 12 Months Ago | Average Member Count Per Club         | % of Clubs with less than 20 members | % No Officer Report in 12 Months | % of Clubs with balance 90+ days | Number of Clubs in Status Quo | % Status Quo Clubs in Financial Suspension | Number of Cancelled Clubs | Average Cancelled Club Age | Members Lost Due to Cancellation | % of Clubs Cancelled for Non-Financial Reasons |      |
| 92                        | 0                   | 2                         | -2                                  | 1,707                       | 129               | 139                 | -10               | -0.58%                     | 1,720                                 | 19                                   | 61%                              | 2%                               | 4%                            | 0                                          | 0%                        | 2                          | 60                               | 38                                             | 100% |

\* - P - Priority Club. Cancellation Reasons: 1-Objectives/conduct, 2-Non-active club, 5-Non-existing club, 6-Disbanding, 7-Merger, 8-Financial Suspension, 9-District/Multiple District Dues.

\*\* Red denotes below 15 active members.

\*\*\* Red denotes 20% + loss.

\*\*\*\* Y - all 3 (President, Secretary, Treasurer) club officers reported, N - not all 3 reported.

\*\*\*\*\* Abbreviation: N-New, IP-Immediate Past, R-Repeat.